
MEMORIAL
LIBRARY
1728 LUNENBURG 1978
LUNENBURG MASS
1728
Annual Town Report
FY14
LUNENBURG

Cover Design: Joann McLaughlin

In Memoriam



Jane Doyle *was born in Fitchburg on April 17, 1941. She was a graduate of the Mary A. Burnham School for Girls and a 1963 graduate of Skidmore College with a BSN in Nursing. Jane earned an MS in Nursing from Boston University and an MBA in Health Care Administration from Western New England College in 1984. Jane was a longtime resident of Lunenburg.*

Jane was a member of the National Teachers Association, National Educational Association, Sigma Theta Tau-Nursing Honor Society and HealthAlliance Guild, Lunenburg Woman's Club, Lunenburg Friendly Seniors and the Lunenburg Turkey Hill Family Lions Club. She was the Chairperson of the Lunenburg Community Council, member of the Lunenburg Council on Aging, Past-President of the Lunenburg-Townsend Rotary Club, and recipient of the Paul Harris Fellow Award, a Rotary International Award for Service. In 2007, Jane discovered that there was no local food bank in town and coordinated meetings with fellow Lions' Club members and Fire Chief Glenny to create a space for residents to drop off and pick up food. Her vision lives on today.



Charles P. Deming, Sr. *was a lifelong resident of Lunenburg. Charlie graduated with the Lunenburg High Class of 1952. He worked as a firefighter for the Lunenburg Fire Department for 49 years and was an EMT for the first Lunenburg Rescue Squad. Mr. Deming was employed by General Electric Company for 35 years and was a member of the GE Credit Union's Board of Directors. He served as a Lunenburg Cemetery Commissioner. Charlie was treasurer of the 275th Anniversary Committee and the LHS Athletic Hall of Fame Committee. In 2012, he proudly received the LHS Alumnus of the Year Award. Charlie coached Lunenburg's Little League baseball teams, Biddy League basketball teams and was an EMT for Pop Warner football teams. He was actively involved in many sports and was a member of the GE Golf League and Lunenburg Men's Softball League. Charlie was known as a "human GPS"; he could give you directions to anywhere in Massachusetts and knew Lunenburg like the back of his hand; its highways, back roads, forests, fields and waterways. He was a talented woodworker and craftsman; family and friends treasure beautiful reminders of his creativity and generosity.*

TABLE OF CONTENTS

Lunenburg Profile		6
Elected Officials- State & Local		8
Appointed Officials/Committees/Boards		11
ADMINISTRATION		
TOWN MANAGER REPORT- KERRY A. SPEIDEL		19
ACCOUNTANT		
Balance Sheet		20
General Fund Revenues Chart		21
FY 2014 Receipts		22
General Fund Expenditures Chart		23
General Fund Appropriations Summary & Classification of Accounts		24
Special Revenue Funds		29
Capital Project Funds		34
Board of Assessors		35
TREASURER/TAX COLLECTOR		
Treasurer's Cash as of June 30, 2014		36
Trust Funds		37
Outstanding Debt Repayment Schedule		39
Collection of Taxes		43
TOWN SERVICES		
Agricultural Commission - no report		
Building Department		47
Cemetery Commission		48
Conservation Commission - no report		
Council on Aging		49
Cultural Council - no report		
Department of Public Works		51
Green Community Task Force		56
Historical Commission		56
Public Library		57
Sewer Commission		59
Technology		62
Veterans Agent- no report		
PROTECTION OF PERSONS & PROPERTY		
Board of Health		67
Nashoba Associated Boards of Health		68
Fire Department		74
Police Department		77
PLANNING		
Capital Planning		85
Planning Board		86
Zoning Board of Appeals		88

TABLE OF CONTENTS

EDUCATION	
Lunenburg Public Schools	91
Superintendent Message	92
School Facilities	95
Special Services	96
Primary School	99
Middle School	103
High School	106
Montachusett Regional Vocational Technical School	111
Superintendent Message	113
TOWN CLERK	
Special Town Meeting January 7, 2014	133
Annual Town Meeting May 3, 2014	135
Omnibus Budget FY2015	139
Special Town Election January 11, 2014	152
Annual Town Election May 17, 2014	153
State Primary Election September 9, 2014	155
State Election November 4, 2014	159
MISCELLANEOUS INFORMATION	
Meeting Schedule	167
Town/School Employee Compensation	168
Town Office/Department Hours/Phone Numbers	Back Cover

LUNENBURG PROFILE

Year Incorporated- 1728

Registered Voters- 7059

FY'14 Tax Rate- $17.99

Open Town Meeting Government- Five Member Board of Selectmen

Annual Town Meeting - 1st Saturday in May

Annual Town Election - 3rd Saturday in May

Area- 26.63 Square Miles

Road Miles – about 100

LUNENBURG



Lunenburg was settled in 1718 and incorporated in 1728. It occupies a land area of approximately 26.4 square miles. Lunenburg is located in north central Massachusetts approximately 43 miles from Boston. It is bordered on the west by the Town of Ashby and the City of Fitchburg, on the south by the Town of Lancaster and the City of Leominster, on the east by the Town of Shirley, and on the north by the Town of Townsend.
Local legislative decisions are made by an open town meeting consisting of all registered voters in the town. Subject to the legislative decisions made by town meeting, the affairs of the town are generally administered by a five member Board of Selectmen and a Town Manager. Local school affairs are administered by an elected seven member school committee while local taxes are assessed by a three member Board of Assessors, all appointed on an at-large basis for staggered three-year terms.

Lunenburg is a semi-rural community located in northern Worcester County. Three water bodies account for somewhat of a clustered approach to the town's historical development. Lake Whalom and the former Whalom Amusement Park delineated the Whalom District from the remainder of Lunenburg. This district was developed as a housing base for many factory workers working in the mills and factories of Leominster and Fitchburg. In many ways the characteristics of the Whalom District more closely reflect characteristics of these cities than of the rest of Lunenburg. The Hickory Hills area of town, around Hickory Hills Lake, was developed as a private community comprised largely of vacation cottages. The third body of water is Shirley Reservoir, a public water body also developed with mainly vacation cottages that have now been modified to year-round residences. The remainder of Lunenburg which originally consisted largely of farms and orchards has slowly developed into single family housing. Commercial and industrial development is permitted in several areas of town, primarily along the two major arteries (Routes 2A and 13), and the town's peripheries, due largely to the close proximity of Leominster's and Fitchburg's sewer and water systems.

ELECTED OFFICIALS

GOVERNOR
Deval Patrick
Office of the Governor
Office of the Lt. Governor
MA State House, Room 280
Boston, MA 02133
(617)725-4005

ATTORNEY GENERAL
Martha Coakley
Office of Attorney General
One Ashburton Place
Boston, MA 02108-1518
(617) 727-2200
www.ago.state.ma.us

Massachusetts Congressional Delegation

Senate

Elizabeth Warren
Boston Office
2400 JFK Federal Building
15 New Sudbury Street
Boston, MA 02203
(617) 565-3170
http://www.warren.senate.gov/

Washington D.C. Office
317 Hart Senate Office Building
Washington, D. C. 20510
(202) 224-4543

Edward J. Markey
Boston Office
975 JFK Federal Building
15 New Sudbury Street
Boston, MA 02203
(617) 565-8519
http://www.markey.senate.gov/

Washington D.C. Office
218 Russell Senate Office Building
Washington, D. C. 20510
(202) 224- 2742

Niki Tsongas – Federal- 3rd District
1714 Longworth House Office Building
Washington, D.C. 20515
(202) 225-3411

Fitchburg State University
Center for Professional Studies Office
150 Main Street
Fitchburg, MA 01420
(978) 459-0101

State Legislators

Senate- Worcester & Middlesex Districts
Jennifer L. Flanagan
MA State House, Room 312D
Boston, MA 02133
(617) 722-1230
Jennifer.Flanagan@masenate.gov

District Office
24 Church Street
Leominster, MA 01453
(978) 534-3388

House of Representatives - 37th Middlesex District **(Lunenburg Precincts A, C, D)**
Jennifer E. Benson
MA State House, Room 42
Boston, MA 02133
(617)722-2014

Jennifer.Benson@mahouse.gov

House of Representatives- 3rd Worcester District **(Lunenburg Precinct B)**
Stephen L. DiNatale
MA State House, Room 276
Boston, MA 02133
(617) 722-2676
Stephen.DiNatale@mahouse.gov

District Office (978) 829-1794
Fitchburg Senior Center
14 Wallace Avenue, 2nd Floor
Fitchburg, MA 01420

ELECTED OFFICIALS

Board of Assessors - 3 year term
Christopher M. Comeau - 2015
Louis J. Franco - 2017
Matthew J. Papini, Sr. – 2016

Board of Health - 3 year term
George Emond – 2015
Paul J. Fortin- 2017
Perry R. Jewell- 2017
David M. Passios - 2015
David M. Shea - 2016

Board of Selectmen - 3 year term
Thomas A. Alonzo - 2017
Paula J. Bertram - 2015
Robert J. Ebersole - 2016
Phyllis Luck - 2017
James E. Toale - 2016

Cemetery Commission - 3 year term
Darrell Demers - 2015
Lance D. May - 2016
G. Stephen Schaff - 2017

Constable - 3 year term
John E. Baker - 2016

Housing Authority - 5 year term
Deborah A. H. Christen - 2018
Paul J. Doherty - 2015
Caroline Fortin - 2019
Amaryllis Leet - 2016
Sheila Lumi - 2015

Library Trustees - 3 year term
Harry Kubitz - 2017
Richard N. Mailloux - 2016
Regina F. Raboin - 2015
Gare Thompson - 2016
Robin Venezia - 2015
Susan Visser - 2017
Lars H. Widstrand - 2015

Moderator - 3 year term
Timothy W. Murphy - 2015

ELECTED OFFICIALS

Park Commission - 3 year term
Michael Masciarelli - 2015
Robert Robuccio - 2017
Corinne Scouten - 2016

Planning Board - 3 year term
Matthew Allison - 2016
Joanne Bilotta-Simeone - 2017
Emerick R. Bakaysa - 2016
Kenneth Chenis - 2019
Nathan Lockwood - 2015
Damon J. McQuaid - 2018

School Committee - 3 year term
Gregory D. Berthiaume - 2016
Brendan Grady - 2015
Michael Mackin - 2017
Colleen M. Shapiro - 2016
Heather Sroka - 2017

Sewer Commission – 3 year term
Amedeo E. Bilotta - 2015
Troy Daniels - 2017
Carl Luck - 2016
David J. MacDonald – 2015
Michael J. Nault – 2016

Town Clerk – 3 year term
Kathyrn M. Herrick - 2016

Trust Fund Commission – 3 year term
Michael D. Gale – 2015
Karen Ullo – 2017
Jean Storrs – 2016

APPOINTED OFFICIALS

TERMS ARE FOR ONE YEAR UNLESS OTHERWISE INDICATED.

AGRICULTURAL COMMISSION

2015 Douglas MacMillan
2015 Jeffrey Mendozo
2016 Garrett Stillman
2017 Renee Trakimas
Vacancy

ANIMAL CONTROL OFFICER

Kathleen M. Comeau

BOARD OF APPEALS-5 years

2018 Raymond E. Beal
2016 James Besarkarski
2017 Donald F. Bowen
2015 Alfred Gravelle
2018 Hans Wentrup

BOARD OF APPEALS - ASSOCIATE MEMBER – 3 years

2016 David Blatt
2016 Paul Doherty
2015 Sheila Lumi

ACQUISITION ADVISORY TEAM

Toby Bakaysa, Planning Board Representative
Paula Bertram, Board of Selectmen Representative
JJ Cote, Conservation Commission Representative
Brandon Kibbe

ASSISTANT BUILDING INSPECTOR

Vacancy

ALTERNATE BUILDING INSPECTOR

Edward Cataldo (Appointed by Bldg. Inspector)

BUILDING REUSE COMMITTEE

Todd Blake, School Committee Representative
David Matthews, Resident
David McDonald, Resident
Damon McQuaid, Planning Board Representative
Steve Raboin, Finance Committee Representative
Deborah Seeley, Council on Aging Representative
Patrick Slattery, Resident
Jamie Toale, Board of Selectmen Representative

CAPITAL PLANNING COMMITTEE

Jamie Toale, Board of Selectmen Representative
Steve Raboin, Finance Committee Representative
Colleen Shapiro, School Committee Representative
Dennis Mannone, Citizen at Large

CONSERVATION COMMISSION – 3 years

2015 John V. Byrne
2015 John F. Lattanzi
2015 Jean Joseph Cote
2016 Robert Verge
2016 Sharon L. Jordan

APPOINTED OFFICIALS

TERMS ARE FOR ONE YEAR UNLESS OTHERWISE INDICATED.

CONSTABLE
Richard O. Allen
Michael A. Bottalico
Luke Derienzo
Paul DiBenedetto
Douglas Duval. Sr.
Albert Poladian
Kevin Rice
Stanley Young

COUNCIL ON AGING- 3 year terms

2016	Shirley Bertone	2016	Connie Odea
2016	Tony Bertone	2016	Deborah Seeley
2015	James Hayes	2016	Judith Tarbell
2016	Deborah Lincoln	2015	Joyce Wass

CULTURAL COUNCIL – 3 years
2015 Mary Ann Sudolnik
2015 Leslie Lynch
2015 Kiirja Paananen
Vacancies

DAM KEEPER
Ronald Wilson

ASSISTANT DAM KEEPER
Rich Patry

EMERGENCY MANAGEMENT DIRECTOR
Fire Chief Patrick Sullivan

"RACES" CONTROL OPERATOR (Radio Amateur Civil Emergency Service)
Brian L. LeBlanc
Ralph Swick
Jean Swick, Member

FENCE VIEWERS
Robert H. Bowen
Vacancy

FIELD DRIVER
Kathleen M. Comeau

FINANCE COMMITTEE – 3 years
2015 Teresa Burchfield
2015 Mark Erickson
2016 John Henshaw
2016 Karin Menard
2016 Jason Smith

FOREST WARDEN
Fire Chief Patrick Sullivan

GREEN COMMUNITY TASK FORCE-no term
David Blatt
Zachary Cutting
Steven DiCampo
Joanne McQuaid
Neal Sullivan

ADVISORY MEMBERS
Marion Benson, Planning Board
James Breault, DPW
John Londa, School Department
Vacancy, Board of Selectmen

HAZARDOUS WASTE COORDINATOR
Kerry A. Speidel

HEARINGS OFFICER
Kerry A. Speidel

APPOINTED OFFICIALS

TERMS ARE FOR ONE YEAR UNLESS OTHERWISE INDICATED.

HISTORICAL COMMISSION – 3 years

2015 Rebecca Lantry
2016 Lois Lewis
2017 Amory Lynne Phelps
2015 Richard McGrath
Vacancy

HOUSING PARTNERSHIP – 3 years

15 Vacancies

INSPECTOR OF PLUMBING & GAS FITTINGS (Appointed by Building Inspector)

Gary R. Williams

ASSISTANT INSPECTOR OF PLUMBING & GAS FITTINGS- Richard Kapenas

INSPECTOR OF WEIGHTS & MEASURES

Stephen E. Cullinane

INSPECTOR OF WIRES

James Sharkey

ASSISTANT INSPECTOR OF WIRES-John Biery

LICENSING AUTHORITY AGENTS

Police Chief James Marino
Lt. Michael Luth
Sgt. Thomas L. Gammel
Sgt. Jack A. Hebert
Sgt. Sean Connery
Det./Ptl. Jeff Thibodeau
Officer Joshua Tocci
Officer Joshua Mathieu
Officer John Broc
Officer Robert DiConza
Officer Peter Lakaditis
Officer Sean Zrate
Officer Bradley McNamara
Officer Deven A. O'Brien

LOCAL CENSUS LIAISON

Kathyrn Herrick, Town Clerk

MART ADVISORY BOARD

Vacancy

MONTACHUSETT JOINT TRANSPORTATION COMMITTEE

Matthew Allison (Planning Board Representative)

MONTACHUSETT REGIONAL VOCATIONAL TECHNICAL SCHOOL COMMITTEE- 3 years

2016 Barbara Reynolds

PERSONNEL COMMITTEE – 3 years with Moderator

2016 Deborah Christen
2015 Nancy Forest – Town Employee Representative
2017 Cheryl Valera
2017 Linda Vickery

RESERVE POLICE OFFICERS

Robert J. Ayles
Alphonse Baron
Linda Carrier
Michael Connors
Walter Godfrey
Robert DaCosta
Samantha J. Hudson
Donald Letarte
Lisa Melnicki
Paul G. Grunditz
Daniel E. Gould
Benjamin Campbell
Stanley W. Barney
Quinn Smith

POUND KEEPER

Jean Larkin

APPOINTED OFFICIALS

TERMS ARE FOR ONE YEAR UNLESS OTHERWISE INDICATED.

PUBLIC ACCESS CABLE COMMITTEE (PACC) – 3 years

2017 Jeffrey Bajko
2016 Rhonda Lisio
2017 Steve Walker
2 vacancies

PUBLIC EMPLOYEE COMMITTEE (PEC)- CH. 32B- Insurance Advisory Committee

Chad S. Adams, LEA Representative
Sharon Migliozzi, Retiree Representative
James Gendron, Middle Manager's Representative
Cynthia Daukantas, School Administration Representative
Peggy Stewart, Town Clerical Representative
James Marino, IBPO Representative
Tim DeBettencourt, Custodian Representative
Joseph Progin, Laborers Representative
James Ricci, Firefighters Representative

PUBLIC WEIGHERS

Brian Contois Richard Reynolds
Robert Croteau Gary Savoie
Eric Morin Jay Valliere
Robert Pierce Bruce Walker
Eric Ward

REGISTRAR OF VOTERS – 3 years

2016 Shirley McBride
2014 Karen A. Kemp
2015 Ruth Anderson
Kathryn Herrick, Town Clerk

SENIOR CITIZEN PROPERTY TAX WORK-OFF PROGRAM & TAXATION AID COMMITTEE

Kathyrn Herrick, Town Clerk
Jean Larkin, Member at Large
David Manzello, Assessors' Office
Shelley McCaie, Treasurer
Doreen Noble, Council on Aging Director

SCHOOL BUILDING COMMITTEE

Mike Barney, Citizen at Large
Brian Frank, Citizen at Large
Nathan Lockwood, Planning Board
Mike Mackin, School Committee
Gregory Roy, Citizen at Large
Colleen Shapiro, School Committee

SURVEYOR & MEASURER OF LUMBER

Vacancy

TECHNICAL ADVISORY COMMITTEE

Marion Benson Jack Rodriquenz

TOWN HALL CLOCK WINDERS

Tom Alonzo
John P. Lynch
Thomas H. Mrowka
Jay Schwartz

BACKUP TOWN HALL CLOCK WINDERS

Al Dettenrieder
Brian L. LeBlanc
A. Dexter White

TOWN COUNSEL

Kopelman & Paige, P.C.

APPOINTED OFFICIALS

TERMS ARE FOR ONE YEAR UNLESS OTHERWISE INDICATED.

TOWN FOREST COMMITTEE- 3 years
2015 Kiirja Paananen
2016 Richard Bursch

TREE WARDEN
Jack Rodriquenz

VETERANS AGENT
T.J. Blauser

WELLNESS COORDINATOR
Lisa Normandin c/o Building Department

ADMINISTRATION

REPORT OF THE TOWN MANAGER

The Town continued to make important progress in 2014 in many areas, including: School Building; Open Space Acquisition; Traffic Safety Improvements; Increased Public Transportation; and Organizational Improvements. In 2014, the School Building Committee and School Committee brought forth, to Town Meeting, a comprehensive plan for a new Middle School/ High School Building. This plan was the culmination of months' worth of review, study and public input. The plan and project was approved at Town Meeting and by an overwhelming 2 to 1 majority at the ballot. The building is well under construction and set to open in September 2016. Fifty-eight (58%) of the project's eligible costs will be paid through a grant from the MA School Building Authority.

In 2014, both the Conservation Commission and the Open Space Committee prepared and adopted a set of review criteria for evaluating available land for public ownership. Each presented its set of criteria to the Board of Selectmen for acceptance. The criteria established proved helpful in evaluating two separate Chapter Land Right of First Refusal options during the year and also in supporting the Town's application for a Local Acquisitions for Natural Diversity (LAND) grant for the purchase of the *William H. & Saundra B. Lane Property* at Lunenburg Town Forest. This property, about 167 acres in total, provides critical access to the existing Town Forest at a very affordable price. Purchase of the property, which occurred in January 2015, will serve to protect the headwaters of the Mulpus Brook for the long term.

The Town began a comprehensive review of its Traffic Rules and Orders in the fall of 2014. As a result of this review, it was determined that a number of existing traffic signs had not been properly authorized, requiring corrective action. Additionally, the Board reviewed several different intersections which were called out as being particularly unsafe. After review, the Board determined to authorize stop signs at the following locations to improve pedestrian and vehicular safety.

- Flat Hill Road and Sunset Lane
- Highland Street; Main Street and Oak Avenue
- Mulpus Road and Townsend Harbor Road

The Town also continued to work on the redevelopment of Summer Street, a project slated to begin in 2016. In 2014, the Town committed $230,312 from Chapter 90 Funding to fund the Town's portion of the 75% design. The project is expected to cost about $7M, all of which will be funded though the Regional Transportation Improvement Plan (TIP), which is a grant of State & Federal funds.

One of the most exciting projects is 2014 was the implementation of enhanced public transportation within Lunenburg. The Town pays both an annual assessment to the MART and to the MBTA. The assessment to MART pays for local/ regional transportation. The assessment to the MBTA pays for access to the commuter rail system in Fitchburg and Leominster. The Town learned through MART that there is a provision in State Law that would allow the Town to use its MBTA Assessment to purchase additional local transportation, at no additional cost to the taxpayer. Accordingly, the Town undertook a review of residents' transportation needs and began working with MART to provide additional local transportation. The additional services are slated to begin in 2015.

One final noteworthy item is the creation of the Land Use Director position which was approved by the 2014 Annual Town Meeting. The Director is responsible for coordinating the activities of all of the Boards and Departments involved in regulating land use and land development in town. The Director will fill the existing role of Planning Director/ Town Planner, a new role of Economic Development Director, and also serve as a coordinator of the activities of all Boards and Departments within the Land Use group. Additionally, the Director will coordinate with both the Sewer Commission and Department of Public Works on utility, storm water management, drainage, road extension or development and/ or other related land development matters. The Town hired its first Land Use Director, Adam Burney, in September 2014.

I would be remiss if I did not take this opportunity to thank all of the people in this town who give of their time and many talents to make Lunenburg a better place. Thank you all for your dedicated service.

TOWN OF LUNENBURG, MASSACHUSETTS
COMBINED BALANCE SHEET
ALL FUND TYPES AND ACCOUNT GROUPS
FOR THE YEAR ENDED JUNE 30, 2014

	GENERAL FUND	SPECIAL REVENUE FUND	ENTERPRISE FUNDS	CAPITAL PROJECT FUND	FIDUCIARY FUND TYPES TRUST and AGENCY	ACCT. GROUP GENERAL LONG-TERM DEBT
CASH and CASH INVESTMENTS	$2,890,165.69	$1,289,824.69	$1,445,440.89	$317,222.98	$2,300,308.92	
RECEIVABLES:						
FY14 REAL ESTATE TAXES	$432,709.13					
FY 13 REAL ESTATE TAXES	($7,811.60)					
FY 12 REAL ESTATE TAXES	$57.21					
FY 11 REAL ESTATE TAXES	$58.18					
FY 10 REAL ESTATE TAXES	$161.88					
FY 09 REAL ESTATE TAXES	$22.17					
FY 08 REAL ESTATE TAXES	$34.25					
FY07 REAL ESTATE TAXES	$3,890.09					
DEFERRED PROPERTY TAXES	$15,549.95					
SUPPLEMENTAL TAXES	$951.68					
ALLOW ABATE/EXEMPTIONS	($49,345.12)					
PERSONAL PROPERTY TAXES	$53,732.88					
ROLL BACK TAXES	$0.00					
TAX LIENS	$846,163.11					
EXCISES	$224,795.29					
OTHER	$575,247.58					
STREET BETTERMENTS RECEIVABLE	$4,500.00					
SEPTIC/SEWER BETTERMENTS RECEIVABLE	($940.46)	$230.45	$6,144,622.03			
DEFERRED SEWER BETTERMENTS			$6,323.26			
USER CHARGES RECEIVABLE			$111,010.57			
WATER BETTERMENTS DUE WATER DISTRICT	$1,152.55					
MEADOW WOODS WATER BETTERMENT REC	$1,127,070.97					
DUE FROM TRUST FUNDS/SRF/ENTERPRISE	$33,976.41					
DUE FROM GENERAL FUND			$1,606.43			
DUE FROM COMMONWEALTH OF MASS						
PREPAID EXPENSES						
AMOUNT TO BE PROVIDED FOR						
RETIREMENT OF GENERAL						
LONG TERM DEBT						$22,140,230
TOTAL ASSETS	$6,152,141.84	$1,290,055.14	$7,709,003.18	$317,222.98	$2,300,308.92	$22,140,230
LIABILITIES and FUND EQUITY:						
LIABILITIES:						
WARRANTS PAYABLE	$129,252.99	$29,300.48	$5,808.88	$6,832.73		
ACCRUED SALARIES	$1,061,342.17	$61,716.93	$1,438.30			
BONDS PAYABLE						
BANS PAYABLE				$309,000.00		
EMPLOYEES' WITHHOLDINGS PAYABLE	$168,335.95					
OTHER LIABILITIES and ACCRUED EXPENSES	$46,290.41					
DEFERRED REVENUE	$3,227,999.74	$230.45	$6,261,955.86			
DUE TO TRUST FUNDS/SRF/CPF/ENTERPRISE						
DUE TO GENERAL FUND		$35,091.29			$491.55	
DUE TO WATER DISTRICT	$32,571.63					
WARRANTY DEPOSITS			$3,622.50			
GENERAL OBLIGATION						
LONG TERM DEBT						$22,140,230
TOTAL LIABILITIES	$4,665,792.89	$126,339.15	$6,272,825.54	$315,832.73	$491.55	$22,140,230
FUND BALANCES:						
RESERVED FOR ENCUMBRANCES	$233,181.84		$80,428.48			
RESERVED FOR FUTURE DEBT-PREMIUM	$16,123.97					
RESERVED FOR MSBA DEBT/DE-1	$599,583.00					
RESERVED EXTRAORDINARY						
RESERVED FOR EXPENDITURES	$74,729.00		$770,439.00			
RESERVED FOR ENDOWMENTS					$624,154.95	
AUTH DEFERRAL TEACHERS PAY						
COURT JUDGEMENTS						
APPROPRIATION DEFICITS						
REVENUE DEFICIT						
UNPROVIDED ABATE/EXEMPTIONS						
UNRESERVED:						
DESIGNATED						
UNDESIGNATED	$562,731.14	$1,163,715.99	$585,310.16	$1,390.25	$1,675,662.42	
TOTAL FUND EQUITY	$1,486,348.95	$1,163,715.99	$1,436,177.64	$1,390.25	$2,299,817.37	
TOTAL LIABILITIES/FUND EQUITY	$6,152,141.84	$1,290,055.14	$7,709,003.18	$317,222.98	$2,300,308.92	$22,140,230

GENERAL FUND REVENUES FY 14

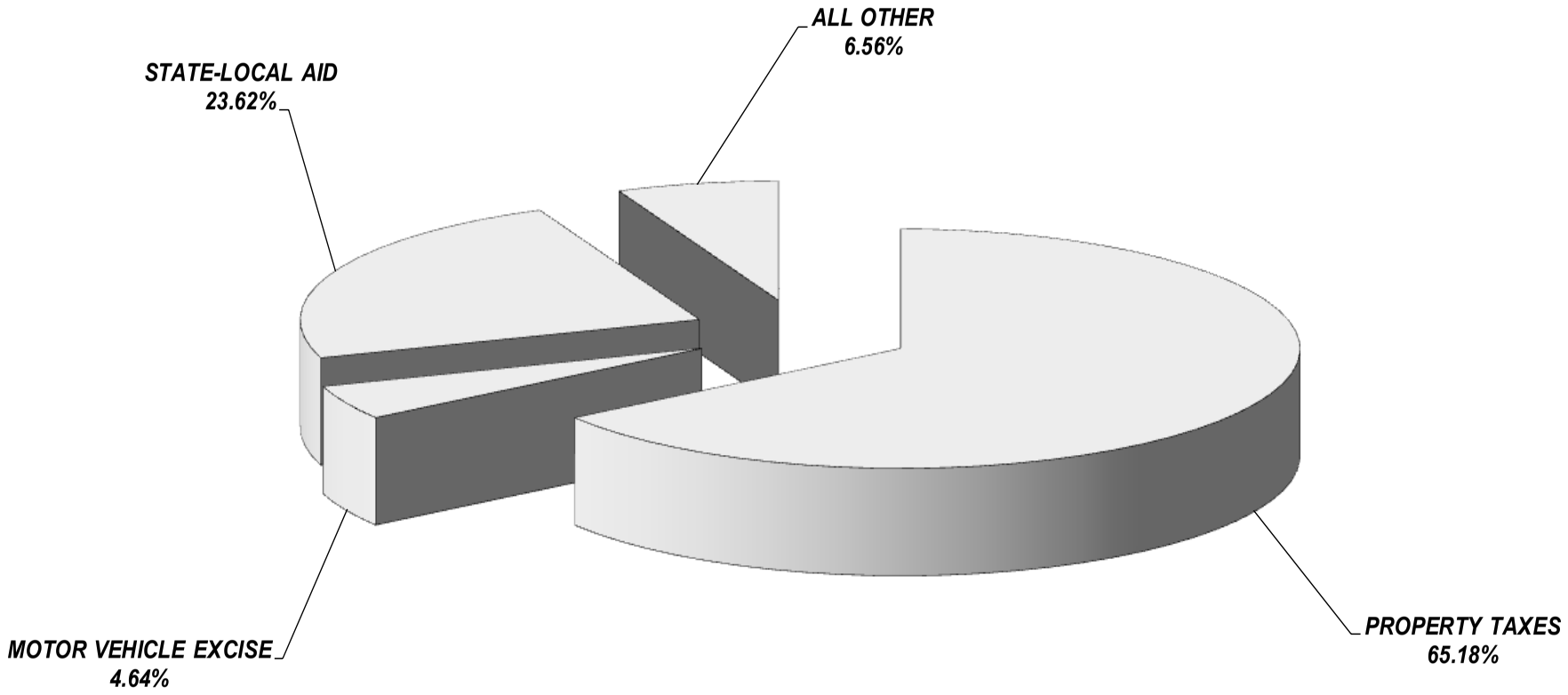

FY 2014 RECEIPTS - JUNE 2014

TAXES & EXCISES:					
PERSONAL PROPERTY TAXES	$543,532.16	RENTAL FEES CELL TOWER	$35,828.83	DOG FINES	$2050.00
REAL ESTATE TAXES	$19,317,359.78	STREET LISTS	$190.00		
TAX LIENS REDEEMED	$151,544.81	TOWN PROPERTY HAYING	$750.00		
		PRIOR YEAR REFUNDS	$12,529.76	FEDERAL REVENUE	$47,742.56
		DISHONORED CHECK FEE	$475.00	SCHOOL BASED MEDICARE REIMB	$105,052.59
SUPPL TAX-NEW CONSTRUCTION	$57,499.12	SENIOR CENTER RENTAL FEES	$75.00	MEDICARE PART D REIMBURSEMENT	$49,322.92
PRO FORMA/ROLL BACK TAXES	$0.00	STUDENT BUS FEES	$32,057.75	LOCK UP FEES	$250.00
MOTOR VEHICLE EXCISE	$1,427,170.04	COBRA FEES	$241.50	SALE OF TOWN EQUIPMENT	$300.00
				MISC. REVENUE	$2,942.41
INTEREST:				MEDICAL RECORDS	$120.00
		LICENSES/PERMITS:			
INTEREST PERSONAL PROPERTY	$802.34	ALCOHOLIC BEVERAGES	$30,495.00	EARNINGS ON INVESTMENTS:	
INTEREST REAL ESTATE	$47,874.38	MARRIAGE LICENSES	$775.00	INVESTMENT INCOME	$14,811.95
INTEREST MOTOR VEHICLE EXCISE	$9,887.12	HEALTH LICENSES	$2,210.00		
		SELECTMEN'S LICENSES	$6,375.00		
DEMANDS:		GASOLINE LICENSES	$510.00	PRIOR YEAR EXCISE	$0.00
		DOG LICENSES	$10,005.00	PRIOR YEAR INT/DEMAND	$0.00
DEMANDS MOTOR VEHICLE EXCISE	$27,296.20	WIRING PERMITS	$24,568.00		
DEMANDS REAL ESTATE	$1,570.00	GAS PERMITS	$7,564.00	TRANSFERS FROM OTHER FUNDS	$807,442.00
DEMANDS PERSONAL PROPERTY	$245.00	PLUMBING PERMITS	$9,341.00		
		BUILDING PERMITS	$174,757.15		
PENALTY/INTEREST TAX LIENS	$101,974.06	WOODSTOVE PERMITS	$1,100.00	SUMMARY OF RECEIPTS	
PAYMENT IN LIEU OF TAXES	$1,629.75	FIRE PERMITS	$17,350.00		
		POLICE PERMITS	$5,787.50	TAXES & EXCISES	$21,630,885.64
FEES:		TRENCH PERMIT	$480.00	FEES	$556,792.92
POLICE REPORT FEES	$1,173.00	EARTH REMOVAL PERMITS	$1,500.00	LICENSES AND PERMITS	$293,937.65
FIRE REPORT FEES	$94.00	PEDDLER'S LICENSE	$80.00	STATE REVENUE	$7,273,215.19
SPECIAL DETAIL ADMIN. FEES	$12,470.63	RAFFLES & BAZAARS	$40.00	SPECIAL ASSESSMENTS	$55,152.53
MUNICIPAL LIENS	$9,600.00	ROAD OPENING PERMITS	$1,000.00	FINES & FORFEITS	$48,537.50
CERT COPY BIRTH, DEATH, MARRIAGE	$3,660.00			INVESTMENT INCOME	$14,811.95
BUSINESS CERTIFICATE	$2,085.00	STATE REVENUE:		TRANSFER FROM OTHER FUNDS	$807,442.00
RESIDENCY CERTIFICATE	$5.00	SPECIAL ELECTION REIMB	$5,722.00	NON RECURRING REVENUE	$108,604.09
CERTIFICATE OF INSPECTION	$1,120.00	STATE OWNED LAND	$49,795.00		
CABLE T.V.	$1,594.50	VET/BLIND/SURVIVING SPOUSE ABATEMENT	$42,717.00	GRAND TOTAL	$30,789,379.47
RELEASE FEES	$10,943.00	ABATEMENTS ELDERLY	$23,594.00		==========
SEALING FEES	$3,195.00	CH 70 SCHOOL AID	$5,516,107.00		
PRE-SCHOOL TUITION	$22,798.72	SEC 2D CH 29 LOTTERY, BEANO	$915,592.00		
BETTERMENT QUOTE	$50.00	MSBA REIMB-SCHOOL	$499,098.00		
		SCHOOL TRANSPORTATION	$12,090.00		
		ZONING INCENTIVE PAYMENT	$99,000.00		
DEPARTMENTAL REVENUE:		VETERANS BENEFITS REIMBURSEMENT	$24,637.00		
SUBDIVISION/FORM A FILING FEES	$3,600.00	LOCAL OPTION MEALS TAX	$84,863.19		
PLANNING BOARD FEES/PERMITS	$805.00				
WETLANDS BYLAWS	$1,218.00				
STUDENT PARKING FEES	$4,680.00	TRAILER PARKS	$15,684.00		
ZONING BOARD FILING FEES	$2,894.12	RESCUE WAGON	$218,896.06		
CEMETERIES BURIALS	$3,100.00	MEADOW WOODS WATER PRINCIPAL	$14,642.13		
COPIER FEES	$2,845.04	MEADOW WOODS WATER INTEREST	$23,548.40		
WETLANDS FILING FEES	$9,592.50	STREET BETTERMENTS	$900.00		
WETLANDS ADVERTISING FEE	$1,480.00	STREET BETTERMENT INTEREST	$378.00		
CEMETERY WEEKEND BURIAL	$1,400.00				
RESEARCH FEES	$10.00	FINES & FORFEITS:			
POLE LOCATIONS	$100.00	PARKING FINES	$840.00		
BOARDING OF DOGS	$25.00	COURT FINES	$45,647.50		
FORM OF INTENT-BUSINESS	$585.00	FIRE DEPARTMENT FINES	$0.00		

GENERAL FUND EXPENDITURES FY 2014

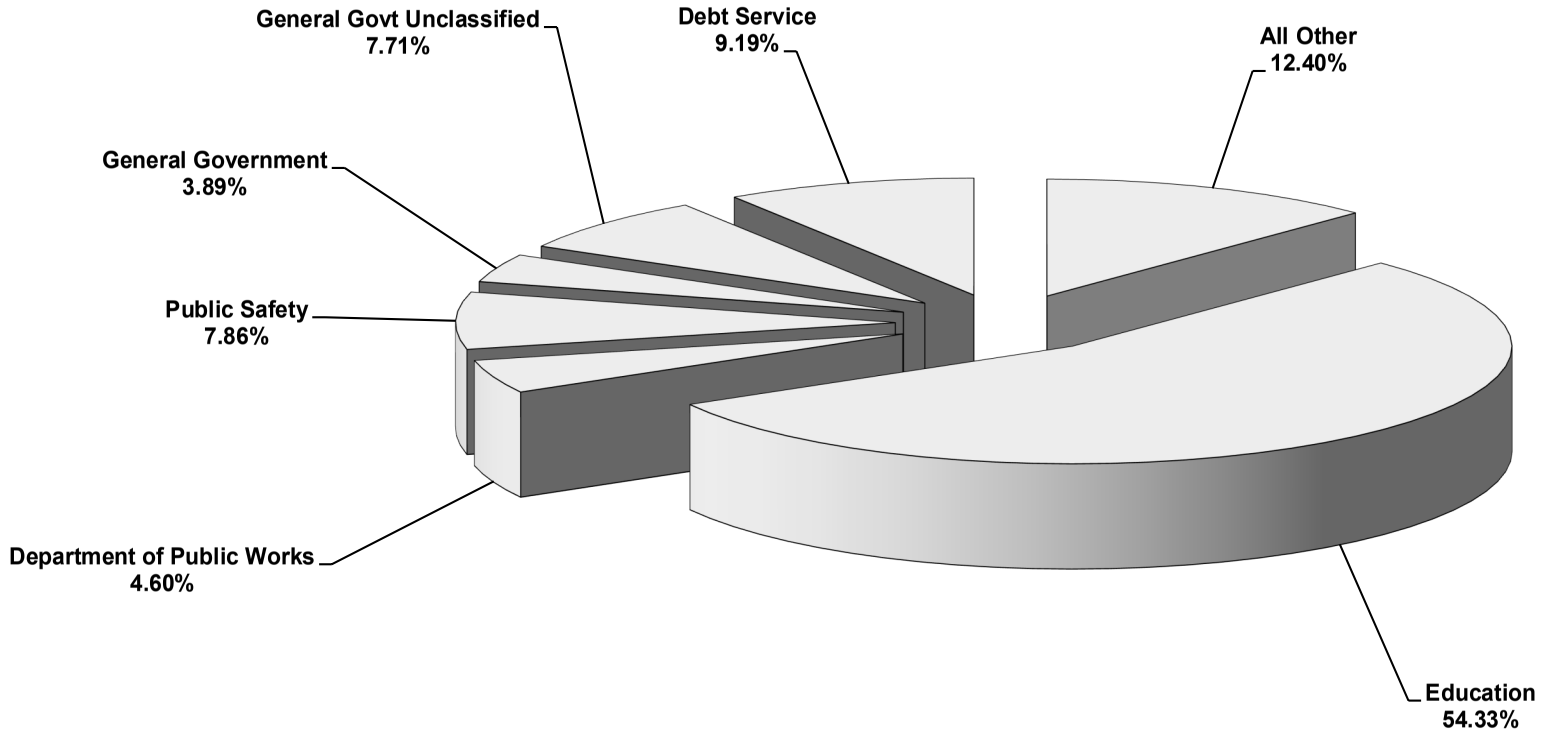

GENERAL FUND APPROPRIATIONS
SUMMARY & CLASSIFICATION OF ACCOUNTS
FISCAL YEAR 2014

PROGRAM NAME	APPROPRIATED FORWARD		TOTAL FUNDS AVAILABLE	TOTAL EXPENDED	TOTAL ENCUMBERED	BALANCE TO REVENUE
GENERAL GOVERNMENT						
Selectmen's Administration						
Payroll-Administration	$40,606.34		$40,606.34	$40,606.34		
Selectmen's Salaries	$500.00		$500.00	$500.00		
Other Expenses	$4,041.88		$4,041.88	$4,041.88		
	$45,148.22		$45,148.22	$45,148.22	$0.00	$0.00
Town Manager	$4,689.00	srt				
Payroll - Town Manager	$123,913.97		$128,602.97	$128,602.97		
Other Expenses	$5,704.71		$5,704.71	$5,704.71		
	$134,307.68		$134,307.68	$134,307.68	$0.00	$0.00
Technology Director	$18,724.78	fwd				
Payroll	$48,493.00		$48,493.00	$48,493.00		
Other Expenses	$70,145.75		$88,870.53	$79,429.11		
	$137,363.53		$137,363.53	$127,922.11	$0.00	$9,441.42
Zoning Board of Appeals						
Payroll-Clerical	$1,608.92		$1,608.92	$1,608.92		
Other Expenses	$1,370.82		$1,370.82	$1,370.82		
	$2,979.74		$2,979.74	$2,979.74		$0.00
Assessor's Administration						
Payroll	$55,946.23		$55,946.23	$55,946.23		
Regional Assessor	$60,500.00		$60,500.00	$60,500.00		
Other Expenses	$26,534.15		$26,534.15	$26,534.15		
	$142,980.38		$142,980.38	$142,980.38		$0.00
8/10 ATM Audit Personal Property Records	$15,000.00	fwd	$15,000.00	$15,000.00		$0.00
Town Accountant	$637.50	fwd				
Payroll-Town Accountant	$71,085.38		$71,085.38	$71,085.38		
Payroll-Clerical	$69,604.23		$69,604.23	$69,604.23		
Other Expenses	$2,957.12		$3,594.62	$2,957.12		
	$144,284.23		$144,284.23	$143,646.73		$637.50
Annual Audit	$35,000.00		$35,000.00	$35,000.00		
	$35,000.00		$35,000.00	$35,000.00		
Tax Collector's Administration						
Tax Collector's Salary	$30,004.80		$30,004.80	$30,004.80		
Payroll-Clerical	$27,837.12		$27,837.12	$27,837.12		
Other Expenses	$15,425.36		$15,425.36	$15,425.36		
	$73,267.28		$73,267.28	$73,267.28	$0.00	$0.00
Tax Title & Takings/Foreclosure						
Other Expenses	$6,500.00		$6,500.00	$6,500.00		
	$6,500.00		$6,500.00	$6,500.00		$0.00
Treasurer's Administration						
Treasurer's Salary	$30,005.00		$30,005.00	$30,004.80		
Clerical Salaries	$40,683.00		$40,683.00	$40,683.20		
Other Expenses	$15,940.69		$15,940.69	$15,940.69		
	$86,628.69		$86,628.69	$86,628.69		$0.00
Banking Charges	$638.50		$638.50	$638.50		
	$638.50		$638.50	$638.50		$0.00
Town Clerk's Salary	$43,465.00		$43,465.00	$43,465.00		
	$43,465.00		$43,465.00	$43,465.00		
Town Clerk's Administration						
Payroll	$24,378.20		$24,378.20	$24,378.20		
Other Expenses	$3,763.39		$3,763.39	$3,238.39	$525.00	
	$28,141.59		$28,141.59	$27,616.59	$525.00	$0.00
Elections						
Payroll	$5,301.04		$5,301.04	$5,301.04		
Other Expenses	$5,562.60		$5,562.60	$5,562.60		
	$10,863.64		$10,863.64	$10,863.64		$0.00

TOWN OF LUNENBURG
GENERAL FUND APPROPRIATIONS
SUMMARY & CLASSIFICATION OF ACCOUNTS
FISCAL YEAR 2014

PROGRAM NAME	APPROPRIATED FORWARD		TOTAL FUNDS AVAILABLE	TOTAL EXPENDED	TOTAL ENCUMBERED	BALANCE TO REVENUE
Registration & Census						
Payroll	$7,403.02		$7,403.02	$6,910.66		
Other Expenses	$3,474.00		$3,474.00	$3,397.96	$568.40	
	$10,877.02		$10,877.02	$10,308.62	$568.40	$0.00
	$8,118.00	fwd				
Legal Expenses	$162,625.59		$170,743.59	$165,060.99	$5,682.60	
	$170,743.59		$170,743.59	$165,060.99	$5,682.60	$0.00
Planning Board	$4,452.38	fwd				
Payroll-Land Use Director	$38,302.05		$38,302.05	$37,207.56		
Payroll-Clerical	$39,444.38		$39,444.38	$40,538.87		
Other Expenses	$16,386.86		$20,839.24	$12,314.87	$8,524.37	
	$98,585.67		$98,585.67	$90,061.30	$8,524.37	$0.00
Art 11/07 ATM Master Plan Consulting	$2,933.05	fwd	$2,933.05		$2,933.05	$0.00
Finance Committee	$321.00		$321.00	$321.00		
	$321.00		$321.00	$321.00		$0.00
Conservation Commission						
Payroll	$29,801.00		$29,801.00	$29,801.31		
Other Expenses	$13,784.18		$13,784.18	$13,783.87		
	$43,585.18		$43,585.18	$43,585.18		$0.00
Inspector Weights & Measures	$1,330.00	fwd				
Payroll	$3,750.00		$3,750.00	$3,750.00		
Other Expenses	$1,358.16		$2,688.16	$2,584.41		
	$6,438.16		$6,438.16	$6,334.41		$103.75
Director Facilities/Grounds	$5,800.00	fwd				
Payroll	$100,686.00		$100,686.00	$100,278.78		
Other Expenses	$234,783.04		$240,583.04	$237,795.16		
	$341,269.04		$341,269.04	$338,073.94		$3,195.10
Central Purchasing	$10,680.59	fwd				
Rubbish Removal	$0.00		$2,451.81	$2,451.81		
Equipment Mtc	$10,200.00		$10,200.00	$2,909.11	$5,100.00	
Postage	$765.00		$765.00	$330.00		
Purchase of Service	$0.00		$8,118.00	$2,435.40	$5,682.60	
Telephone	$43,050.00		$43,160.78	$33,742.54	$2,149.29	
	$64,695.59		$64,695.59	$41,868.86	$12,931.89	$9,894.84
PUBLIC SAFETY						
Police Department	$17,179.00	srt				
Payroll-Administration	$129,929.00		$134,223.00	$134,220.84		
Payroll-Enforcement	$992,606.16		$1,005,491.16	$1,018,239.23		
Uniform Allowance	$21,700.00		$21,700.00	$20,150.00		
Educational Incentive	$60,727.00		$60,727.00	$54,814.68		
Other Expenses	$36,635.00		$36,635.00	$31,313.21	$38.20	
	$1,258,776.16		$1,258,776.16	$1,258,737.96	$38.20	$0.00
Police Lock-Up						
Payroll	$55,232.45		$55,232.45	$55,232.45		
Other Expenses	$1,800.64		$1,800.64	$1,800.64		
	$57,033.09		$57,033.09	$57,033.09		$0.00
Injury Leave	$18,656.12		$18,656.12	$18,656.12		
	$18,656.12		$18,656.12	$18,656.12		$0.00
Police Fire Medical Expenses	$5,085.85		$5,085.85	$5,085.85		
	$5,085.85		$5,085.85	$5,085.85		$0.00
Fire Department	$3,195.06	fwd				
Payroll-Administration	$128,496.00		$128,496.00	$127,946.48		
Payroll-Firefighters/Daymen	$348,596.00		$348,596.00	$378,089.75		
Payroll-E.M.S.	$104,586.82		$104,586.82	$80,144.80		
Payroll-Clerical						
Clothing Allowance	$3,300.00		$3,300.00	$3,300.00		
Other Expenses	$57,270.29		$60,465.35	$47,395.65	$8,567.49	
	$645,444.17		$645,444.17	$636,876.68	$8,567.49	$0.00

TOWN OF LUNENBURG
GENERAL FUND APPROPRIATIONS
SUMMARY & CLASSIFICATION OF ACCOUNTS
FISCAL YEAR 2014

PROGRAM NAME	APPROPRIATED FORWARD		TOTAL FUNDS AVAILABLE	TOTAL EXPENDED	TOTAL ENCUMBERED	BALANCE TO REVENUE
Fire Hydrant Expense	$14,952.00		$14,952.00	$14,952.00		
	$14,952.00		$14,952.00	$14,952.00		$0.00
	$4,000.00	fwd				
Mtc of Town Radios	$9,985.00		$13,985.00	$6,257.47	$7,727.53	$0.00
Comp. Radio Watch Personnel						
Payroll	$61,506.62		$61,506.62	$84,656.62		
Other Expenses	$187,293.00		$187,293.00	$164,143.00		
	$248,799.62		$248,799.62	$248,799.62		$0.00
Animal Control Officer						
Payroll	$11,580.00		$11,580.00	$11,580.00		
Care & Custody	$7,500.00		$7,500.00	$7,519.91		
Other Expenses	$5,000.00		$5,000.00	$4,980.09		
	$24,080.00		$24,080.00	$24,080.00		$0.00
Building Inspector						
Payroll-Building Inspector	$68,618.72		$68,618.72	$68,618.72		
Payroll-Asst Bldg Inspector	$4,100.00		$4,100.00	$4,100.00		
Payroll-Clerical	$43,506.08		$43,506.08	$43,506.08		
Other Expenses	$1,269.28		$1,269.28	$1,269.28		
	$117,494.08		$117,494.08	$117,494.08		$0.00
Emergency Management						
Payroll	$4,250.00		$4,250.00	$4,500.00		
Other Expenses	$250.00		$250.00	$0.00		
	$4,500.00		$4,500.00	$4,500.00		$0.00
Wiring Inspector						
Payroll	$21,912.33		$21,912.33	$21,712.33		
Asst Inspector	$0.00		$0.00	$0.00		
Other Expenses	$0.00		$0.00	$200.00		
	$21,912.33		$21,912.33	$21,912.33		$0.00
Plumbing & Gas Inspector						
Payroll	$14,151.11		$14,151.11	$13,084.00		
Asst Inspector	$0.00		$0.00	$0.00		
Other Expenses	$15.80		$15.80	$195.00		
	$14,166.91		$14,166.91	$13,279.00		$887.91
HEALTH AND SANITATION						
Inspector of Animals	$600.00		$600.00	$600.00		$0.00
General Health Expense						
Payroll-Clerical	$29,974.00		$29,974.00	$29,974.40		
Other Expenses	$1,714.68		$1,714.68	$221.97		
	$31,688.68		$31,688.68	$30,196.37		$1,492.31
Nursing Service Nashoba	$9,834.00		$9,834.00	$9,833.84		$0.16
Nashoba Membership	$21,967.32		$21,967.32	$21,967.32		$0.00
DEPARTMENT OF PUBLIC WORKS						
Highway Labor						
DPW Director	$73,500.21		$73,500.21	$73,500.21		
Payroll-Highway Laborers	$258,874.76		$258,874.76	$258,683.43		
Payroll-Clerical	$38,529.00		$38,529.00	$38,517.12		
	$370,903.97		$370,903.97	$370,700.76		$203.21
Vehicle Maintenance						
Other Expenses	$163,175.57		$163,175.57	$149,427.98		
	$163,175.57		$163,175.57	$163,024.66		$150.91
Town Barn Maintenance	$2,831.11	fwd				
Other Expenses	$1,319.62		$4,150.73	$4,129.45		
	$4,150.73		$4,150.73	$4,129.45		$21.28
General Highway Mtc.	$57,135.03	fwd				
Other Expenses	$270,358.11		$327,493.14	$250,628.42	$76,681.81	
	$327,493.14		$327,493.14	$250,628.42	$76,681.81	$182.91

TOWN OF LUNENBURG
GENERAL FUND APPROPRIATIONS
SUMMARY & CLASSIFICATION OF ACCOUNTS
FISCAL YEAR 2014

PROGRAM NAME	APPROPRIATED FORWARD		TOTAL FUNDS AVAILABLE	TOTAL EXPENDED	TOTAL ENCUMBERED	BALANCE TO REVENUE
Highway Overtime	$6,391.47		$6,391.47	$6,391.47		$0.00
Snow Removal						
Payroll	$84,107.72		$84,107.72	$84,107.72		
Other Expenses	$395,392.28		$395,392.28	$394,952.55		
	$479,500.00		$479,500.00	$479,060.27		$439.73
Traffic Signs & Devices	$30,602.02		$30,602.02	$29,887.87		
	$30,602.02		$30,602.02	$29,887.87		$714.15
Tree Removal						
Payroll	$983.00		$983.00	$576.81		
Other Expenses	$14,075.00		$14,075.00	$14,043.75		
	$15,058.00		$15,058.00	$14,620.56		$437.44
Recycling Program	$12,238.48	fwd				
Payroll	$2,500.00		$2,500.00			
Other Expenses	$170,951.00		$183,189.48	$151,836.39	$12,325.96	
	$185,689.48		$185,689.48	$151,836.39	$12,325.96	$21,527.13
Cemetery Department						
Payroll	$48,502.00		$48,502.00	$48,025.80		
Other Expenses						
	$48,502.00		$48,502.00	$48,025.80		$476.20
Park Department						
Payroll	$33,972.00		$33,972.00	$30,421.75		
Other Expenses	$27,300.00		$27,300.00	$27,300.00		
	$61,272.00		$61,272.00	$57,721.75		$3,550.25
PUBLIC ASSISTANCE						
Council on Aging	$5,346.00	fwd				
Payroll	$91,616.49		$91,616.49	$91,120.21		
Other Expenses	$6,570.00		$11,916.00	$3,321.64		
	$103,532.49		$103,532.49	$94,441.85		$9,090.64
Admin. Veteran's Services						
Payroll-Agent	$4,000.00		$4,000.00	$4,000.00		
Other Expenses	$35.00		$35.00	$35.00		
	$4,035.00		$4,035.00	$4,035.00		$0.00
Veteran's Benefits	$56,803.79		$56,803.79	$56,803.79		$0.00
Registration of Veteran's Graves	$140.72		$140.72	$140.72		$0.00
Memorial Day	$750.00		$750.00	$750.00		
	$750.00		$750.00	$750.00		$0.00
SCHOOLS						
School Department						
Payroll	$11,045,156.17		$11,045,156.17	$10,976,481.34		
Other Expenses	$5,077,965.83		$5,077,965.83	$5,104,985.06	$41,655.60	
	$16,123,122.00		$16,123,122.00	$16,081,466.40	$41,655.60	$0.00
School Encumbered Funds FY 13	$35,070.79	fwd	$35,070.79	$29,402.37		$5,668.42
Monty Tech Assessment	$757,805.00		$757,805.00	$708,561.00	$49,244.00	$0.00
LIBRARY						
Ritter Memorial Library	$12,886.74	fwd				
Payroll	$247,228.69		$247,228.69	$246,750.55		
Other Expenses	$108,334.31		$121,221.05	$112,770.35	$3,500.00	
	$368,449.74		$368,449.74	$359,520.90	$3,500.00	$5,428.84
CULTURE & RECREATION						
Band Concerts	$2,500.00		$2,500.00	$2,500.00		$0.00
Historical Commission	$0.00		$0.00			$0.00

TOWN OF LUNENBURG
GENERAL FUND APPROPRIATIONS
SUMMARY & CLASSIFICATION OF ACCOUNTS
FISCAL YEAR 2014

PROGRAM NAME	APPROPRIATED FORWARD		TOTAL FUNDS AVAILABLE	TOTAL EXPENDED	TOTAL ENCUMBERED	BALANCE TO REVENUE
Public Buildings						
Other Expenses	$226,933.93		$226,933.93	$224,509.22	$1,175.94	
	$226,933.93		$226,933.93	$224,509.22	$1,175.94	$1,248.77
M.R.P.C. Assessment	$3,044.00		$3,044.00	$3,043.36		$0.64
Town Reports	$1,061.53	fwd				
Payroll						
Other Expenses	$6,500.00		$7,561.53	$6,058.75	$1,100.00	
	$7,561.53		$7,561.53	$6,058.75	$1,100.00	$402.78
Worker's Compensation	$49,687.00		$49,687.00	$49,686.01		$0.99
	$6,150.00	fwd				
Health Insurance CH 32B	$1,676,766.56		$1,682,916.56	$1,672,215.22		
Life Insurance	$10,210.76		$10,210.76	$10,056.25		
Medicare	$207,617.95		$207,617.95	$207,617.95		
Insurance Cost Control	$8,000.00		$8,000.00	$8,000.00		
Public Employee Committee Expenses	$0.00		$0.00	$0.00		
Total Insurance	$1,908,745.27		$1,908,745.27	$1,897,889.42	$0.00	$10,855.85
Physicals	$1,000.00		$1,000.00	$300.00		$700.00
Liability Insurance	$179,203.58		$179,203.58	$179,203.58		$0.00
Salary Reserve Fund	$15,649.00		$15,649.00	$15,648.88		$0.12
Unemployment Comp	$11,312.71		$11,312.71	$11,312.71		$0.00
DEBT AND INTEREST						
Principal Serial Loans	$2,054,987.00		$2,054,987.00	$2,054,986.73		$0.27
Interest Serial Loans	$780,664.00		$780,664.00	$780,663.63		$0.37
Interest Temporary Loans	$2,349.89		$2,349.89	$749.14		$1,600.75
Loan Administrative Fees	$8,778.11		$8,778.11	$8,778.11		$0.00
STATE & COUNTY ASSESSMENTS						
Motor Vehicle Excise Surcharge	$8,480.00		$8,480.00	$8,080.00		$400.00
Mosquito Control	$60,985.00		$60,985.00	$62,879.00		($1,894.00)
Air Pollution District	$2,906.00		$2,906.00	$2,906.00		$0.00
Special Education	$0.00		$0.00	$9,862.00		($9,862.00)
M.B.T.A.	$32,028.00		$32,028.00	$32,028.00		$0.00
Choice Tuitions	$475,249.00		$475,249.00	$423,947.00		$51,302.00
Charter Tuitions	$548,449.00		$548,449.00	$509,381.00		$39,068.00
Regional Transit Authority	$33,985.00		$33,985.00	$33,985.00		$0.00
	$1,162,082.00		$1,162,082.00	$1,083,068.00		$79,014.00
County Retirement Assessment	$725,771.00		$725,771.00	$725,771.00		$0.00
TRANSFERS TO OTHER FUNDS						
Transfer to Stabilization Fund	$286,958.00		$286,958.00	$286,958.00		
Transfer to Capital Project Fund	$631,687.00		$631,687.00	$631,687.00		
GRAND TOTAL	$31,356,354.04		$31,356,354.04	$30,955,803.56	$233,181.84	$167,368.64
fwd - forward from FY 2013	$211,530.04					

TOWN OF LUNENBURG SPECIAL REVENUE FUNDS FISCAL YEAR ENDING 6/30/14				
PROGRAM NAME	FORWARD 7/1/2013	TOTAL RECEIPTS	TOTAL DISBURSEMENTS	BALANCE FWD 7/1/2014
GENERAL GOVERNMENT				
Regional Assessor Fund	$30,907.25			$30,907.25
Conservation Fund	$319.59			$319.59
Conservation Consultant Revolving	$120.50			$120.50
Zoning Board Consultant Revolving	$10,946.46	$32,200.00	$26,632.95	$16,513.51
Conservation Gift Fund-Cook Farm	$148.00			$148.00
Town Records Gift Fund	$252.35			$252.35
Scholarship Fund	$217.99			$217.99
Sewer Gift Fund	$387.09			$387.09
Insurance Recoveries	$3,619.33	$505.64	$505.64	$3,619.33
Town Hall Chimney Grant	$3,000.00			$3,000.00
General Government Gift Fund	$1,110.00			$1,110.00
Division of Local Mandates	$0.00	$519.00	$519.00	$0.00
Household Hazardous Waste	$768.76			$768.76
SCHOOL DEPARTMENT				
School Lunch	$29,578.95	$429,570.62	$437,642.03	$21,507.54
Title I #305	($48,260.80)	$198,724.00	$148,658.20	$1,805.00
PL 94-142 #240	$1,962.22	$319,675.00	$336,700.19	($15,062.97)
United Way Venture	$40.42			$40.42
Recovery for Lost Books	$6,293.44	$804.09		$7,097.53
Chapter 658 School Athletics	$7,930.38	$142,482.50	$108,146.77	$42,266.11
After School Activities	$74,385.93	$204,577.58	$192,661.48	$86,302.03
School Facilities Use	$15,695.03	$49,347.00	$64,037.53	$1,004.50
Non-Resident Tuition	($30,882.87)	$141,031.13	$31,106.82	$79,041.44
Adult Education	$4,346.61			$4,346.61
Summer School Program	$0.00	$1,580.00	$1,490.00	$90.00
School Choice	$61,644.33	$220,058.00	$193,679.28	$88,023.05
School Gift Fund	$45,863.24	$64,838.97	$60,245.64	$50,456.57
Greenthumb Revolving	$10,271.58	$1,691.50	$4,865.61	$7,097.47

TOWN OF LUNENBURG SPECIAL REVENUE FUNDS FISCAL YEAR ENDING 6/30/14				
PROGRAM NAME	FORWARD 7/1/2013	TOTAL RECEIPTS	TOTAL DISBURSEMENTS	BALANCE FWD 7/1/2014
SCHOOL DEPARTMENT				
Custodian Special Details	$5,115.84	$12,401.31	$13,127.43	$4,389.72
Tech Prep Consortium	$1,450.00			$1,450.00
BC/BS Healthy Choices	$94.65			$94.65
Teacher Quality	$6,981.00	$30,782.00	$37,763.00	$0.00
50/50 Grant Sped Tuitions	($136,411.97)	$614,230.00	$590,700.50	($112,882.47)
Insurance Recoveries - School	$2,457.35			$2,457.35
Extended Day Revolving Fund	$44,339.65	$243,501.76	$193,431.82	$94,409.59
N.E. Dairy & Food Private Grant	$1,756.51	($1,000.00)	$766.79	($10.28)
Vending Machine Revolving	$1,954.71			$1,954.71
Monbouquette Award	$3.81			$3.81
Tufts University Heat Grant	$113.45			$113.45
Underground Storage Tank Grant	$1,500.00			$1,500.00
Hach Scientific Foundation Grant	$90.61			$90.61
Family Network Gift Fund	$3,930.86		$186.00	$3,744.86
Family & Community	($1,079.00)	$39,949.00	$38,870.00	$0.00
Race to the Top	$5,537.00	$45,414.00	$49,760.10	$1,190.90
EECBG Energy Efficiency Grant	$297.34	$0.11		$297.45
Full Day Kindergarten Grant	$0.00	$48,382.00	$48,382.00	$0.00
Regional Dissemination Grant	$35.00			$35.00
Sped Program Improvement Grant	$0.00	$6,824.00	$6,740.00	$84.00
Academic Support Grant	$0.00	$5,200.00	$5,200.00	$0.00
Vertical SIF Implementation	$0.00	$6,375.00	$6,375.00	$0.00
Early Childhood Program Improven	$0.00	$2,900.00	$2,246.52	$653.48
Sped Early Childhood Grant	$0.00	$11,522.00	$11,522.00	$0.00
PUBLIC SAFETY				
Insurance Recoveries - Police	$1,539.57	$5,986.53	$7,663.89	($137.79)
Community Policing FY 96	$6.55			$6.55
Community Policing FY 97	$1.97			$1.97

TOWN OF LUNENBURG SPECIAL REVENUE FUNDS FISCAL YEAR ENDING 6/30/14				
PROGRAM NAME	FORWARD 7/1/2013	TOTAL RECEIPTS	TOTAL DISBURSEMENTS	BALANCE FWD 7/1/2014
PUBLIC SAFETY				
Community Policing FY 98	$0.66			$0.66
Drug Forfeiture	$15,301.21	($288.75)	$4,102.07	$10,910.39
D.A.R.E. Grant FY 97	$34.85			$34.85
D.A.R.E. I Grant FY 97	$0.25			$0.25
Community Policing	$2,291.12			$2,291.12
Cops Universal Hiring	$1,289.84			$1,289.84
Underage Alcohol Enforcement Gra	($56.19)		($56.19)	$0.00
EOPS Vest Reimbursement	$1,862.50			$1,862.50
NWC Drug Task Force Grant	($323.52)		($323.52)	$0.00
Protective Order Grant Program	$135.15			$135.15
Walmart Grant - Police Dept.	$1,000.00			$1,000.00
Firefighter PS Equipment Grant	$30.00			$30.00
Firefighter Safety Equipment Grant	$9.84			$9.84
State 911 Grant - Fire Dept	($29,268.30)	$28,150.00		($1,118.30)
Police/Fire Special Details	$13,646.01	$180,756.71	$178,767.35	$15,635.37
Coastal/Patriot Ambulance Revolvir	$579.06	$75,760.97	$67,583.65	$8,756.38
Firefighter Equipment Grant - FY05	$419.60			$419.60
Confined Space Training	$1,956.77			$1,956.77
Police NRA Foundation Grant	$0.10			$0.10
COPS Secure Our Schools	$0.82			$0.82
Safe Grant - Fire Department	$0.00	$4,904.00	$3,215.27	$1,688.73
GHSB Click It Or Ticket	($617.37)	$3,496.76	$3,999.31	($1,119.92)
K-9 Grant - Stanton Foundation	$0.00	$25,000.00		$25,000.00
Child Protective Safety Grant	($1.00)		($1.00)	$0.00
FEMA Assistance to Firefighters G	$0.00	$50,806.00	$50,806.00	$0.00
Federal Drug Forfeiture	$3,843.27			$3,843.27
EMPG Grant	($6,075.54)	$8,966.25	$2,788.70	$102.01

TOWN OF LUNENBURG
SPECIAL REVENUE FUNDS
FISCAL YEAR ENDING 6/30/14

PROGRAM NAME	FORWARD 7/1/2013	TOTAL RECEIPTS	TOTAL DISBURSEMENTS	BALANCE FWD 7/1/2014
PARKS & RECREATION				
Park User Fees	$5,572.81	$16,342.75	$18,120.30	$3,795.26
Park Gift Fund	$0.00	$360.00		$360.00
HIGHWAY DEPT.				
Chapter 90	$21,393.62	$98,213.21	$287,923.88	($168,317.05)
DPW Roads Gift Fund	$3,330.00			$3,330.00
Highway Insurance Recoveries	$0.00	$1,208.91		$1,208.91
Chapter 204/Acts of 1996	$0.11			$0.11
COUNCIL ON AGING				
C.O.A./M.A.R.T. Revolving	($5,405.28)	$41,835.40	$40,208.89	($3,778.77)
C.O.A. Formula Grant	$0.00	$16,848.00	$16,848.00	$0.00
E.O.C.D. Senior Center Grant	$1,680.21	$0.50		$1,680.71
Venture Grant - Are You OK	$24.00			$24.00
LIBRARY				
State Aid-Libraries	$41,072.86	$10,716.89	$31,582.23	$20,207.52
Library Gift Fund	$16,096.47	$3,675.00		$19,771.47
Library Revolving Fund	$1,344.97	$8,506.36	$5,178.22	$4,673.11
FY07 Public Libraries Fund	$571.17			$571.17
CEMETERIES				
Sale of Cemetery Lots	$184,361.92	$12,850.10	$1,800.00	$195,412.02
UNCLASSIFIED				
Elderly/Disabled Fund	$2,487.14			$2,487.14
Bell Tower Mtc. Fund-Town Hall	$6,206.37		$300.00	$5,906.37
Historical Comm. Gift Fund	$137.36			$137.36
FEMA Grant - October 2011 Storm	($111,480.08)	$111,480.08		$0.00
Mass Historical Comm Grant-Town	$4,150.00			$4,150.00
Police Gift Fund	$835.22			$835.22
Public Safety Gift Fund	$667.38			$667.38
Council on Aging Gift Fund	$5,200.11		$2,128.32	$3,071.79

TOWN OF LUNENBURG
SPECIAL REVENUE FUNDS
FISCAL YEAR ENDING 6/30/14

PROGRAM NAME	FORWARD 7/1/2013	TOTAL RECEIPTS	TOTAL DISBURSEMENTS	BALANCE FWD 7/1/2014
MWPAT Septic Repair	$4,079.03			$4,079.03
WPAT Septic Receipts Reserved	$93,967.07	$1,801.04	$10,872.00	$84,896.11
E.O.C.D. Septic I Grant	$98,940.71	$2,561.53	$148.77	$101,353.47
Water Enterprise Fund	$22,568.54	$26,487.46	$19,324.41	$29,731.59
Sewer Enterprise Fund	$598,388.79	$755,298.30	$611,450.23	$742,236.86
Sewer Betterment Fund	$700,039.64	$708,564.80	$773,045.00	$635,559.44
Public Health Emergency Preparec	$12,295.09			$12,295.09
CDBG Sewer Hookup Grant	($15,129.87)		($15,129.87)	$0.00
DEP Pay As You Throw Grant	$4,720.43			$4,720.43
Recycling Outreach Fund	$3,800.00			$3,800.00
Repayments Sewer Hookup	$9,222.00			$9,222.00
Solid Waste/Recycling Enterprise I	$14,478.23	$269,183.15	$255,011.63	$28,649.75
CVS Volunteer Challenge Grant	$500.00			$500.00
Fields Pond Foundation	$1,600.00			$1,600.00
March for Parks	$1,617.25			$1,617.25
Lake Shirley Low Impact Grant	($6,012.00)		($6,012.00)	$0.00
Skate Park Fund	$197.00			$197.00
Weights/Measures Citation Fund	$325.00			$325.00
Marshall Park Restoration Fund	$125.00			$125.00
Comcast Technology Capital Grant	$39,796.01			$39,796.01
Sale of Real Estate Fund	$9,925.00			$9,925.00
Arts Lottery Fund	$5,765.58	$7,462.84	$4,249.00	$8,979.42
L.E.A.P. Fund	$241,152.37	$90,328.18	$65,399.38	$266,081.17
Debris Removal Gift Fund	$676.00			$676.00
Citizens Relief Fund	$200.00			$200.00
Hollis Road Revolving	$11,077.63	$2,500.00		$13,577.63
GRAND TOTAL	**$2,209,000.67**	**$5,443,849.18**	**$5,052,956.22**	**$2,599,893.63**

CAPITAL PROJECT FUNDS FY 2014

	ART #/YR	PURPOSE	APPROPRIATED FORWARD		EXPENDED/ENCUMBERED/ TRANSFERRED		BALANCE
3006	08/02 ATM	**Development of Cemeteries**	$1,019.01	fwd			$1,019.01
3053	4 05/05 STM	**Engineer and Construct Sewers**	$118,081.08	fwd	$7,366.00		$110,715.08
3057	4 11/05 STM	**School Feasibility Study**	$7,036.86	fwd			$7,036.86
3070	8 5/08 ATM	**FY09 Capital Program**					
		Wireless Computer System	$43.80	fwd	$43.80		$0.00
3073	13 5/10 ATM	**FY11 Capital Program**					
		Computer Replacement Plan - Technology Dept.	$290.01	fwd	$290.01		$0.00
		Radio Equipment - Fire Department	$3,198.00	fwd	$3,198.00		$0.00
		Tractor/Loader - School Department	$1,717.92	fwd	$1,717.92		$0.00
3074	3 5/10 ATM	**Renovate DPW Facility**	$5,614.70	fwd	$1,202.82		$4,411.88
3078	7 11/10 STM	Police Cruisers - Police Department	$437.69	fwd	$437.69		$0.00
3079	19 5/11 ATM	**FY12 Capital Program**					
		Computer Replacement Plan - Technology Dept.	$131.16	fwd	$131.16		$0.00
		Bullet Proof Vests - Police Department	$350.00	fwd	$4.00		$346.00
		Police Cruiser Equipment - Police Department	$244.69	fwd	$244.69		$0.00
		Portable Radios - DPW	$0.33	fwd	$0.33		$0.00
		Fire Engine #2 Retrofit - Fire Department	$254.26	fwd	$254.26		$0.00
		Middle School Whiteboards - School Department	$7,936.60	fwd	$7,936.60		$0.00
		Computer Replacement Plan - School Department	$4.95	fwd	$4.95		$0.00
		Middle School Gym Floor/Bleachers - School Department	$4,387.00	fwd	$4,387.00		$0.00
		Front End Loader - Department of Public Works	$2,920.00	fwd	$2,920.00		$0.00
3080	16 5/12 ATM	**FY13 Capital Program**					
		Computer Replacement Plan - Technology Dept.	$7,713.90	fwd	$2,637.04		$5,076.86
		Roof Repairs - Ritter Building - DPW	$18,000.00	fwd	$18,000.00		$0.00
		TC Passios Roof Re-seaming - School Department	$23,760.00	fwd	$22,395.75		$1,364.25
		THMS Gym Roof/Snow Guards - School Department	$8,821.25	fwd	$7,750.75		$1,070.50
		4 x 4 Pickup Truck with Plow - DPW	$1,865.44	fwd	$1,865.44		$0.00
		Repair Engine #4 - Fire Department	$4,526.00	fwd	$4,526.00		$0.00
		Pickup Truck with Plow - School Department	$137.94	fwd	$137.94		$0.00
		District Wide Mobile Media Carts - School Department	$92.35	fwd	$92.35		$0.00
		(6) Tasers/Protective Equipment - Police Department	$2,728.12	fwd	$0.00		$2,728.12
		Refrigerator/Oven/Steam Table Replacements - COA	$4,862.41	fwd	$0.00		$4,862.41
3081	21 5/12 ATM	**Reconstruction of Summer Street (25%)**	$10,464.12	fwd	$4,439.53		$6,024.59
3082	11 5/12 ATM	**Feasibility Study - Middle School/High School**	$461,504.82	fwd	$331,132.24		$130,372.58
3083	14 5/13 ATM	**FY14 Capital Program**					
		Computer Replacement Plan - Technology Dept.	$45,000.00		$39,468.69		$5,531.31
		Unmarked Police Cruiser - Police Department	$40,000.00		$40,000.00		$0.00
		Marked Utility Vehicle - Police Department	$45,000.00		$41,944.03		$3,055.97
		Pistols & Holsters - Police Department	$20,583.00		$0.00		$20,583.00
		Firefighting Turnout Gear - Fire Department	$37,000.00		$37,000.00		$0.00
		Ambulance - Fire Department	$215,000.00		$208,720.00		$6,280.00
		Flooring - Primary School - School Department	$16,000.00		$16,000.00		$0.00
		Asbestos Remediation - School Department	$15,000.00		$11,814.00		$3,186.00
		Mobile Media Carts - School Department	$55,000.00		$51,599.34		$3,400.66
		HVAC Controls - District Wide - School Department	$41,400.00		$40,380.00		$1,020.00
		Demolition of Cemetery/Park Bldgs - Facilities & Grounds	$34,000.00		$19,000.00		$15,000.00
		Exterior Improvements - Library - Facilities & Grounds	$40,000.00		$40,000.00		$0.00
		Intersection Improvements - Townsend Harbor & Mulpus Roads	$30,000.00		$30,000.00		$0.00
		Chimney Repair - Town Hall - Historical Commission	$5,575.00		$0.00		$5,575.00
3084	1 1/14 STM	**Construct Middle School/High School**	$72,975,321.00		$11,874,434.00		$61,100,887.00
	Grand Total		$74,313,023.41		$12,873,476.33		$61,439,547.08

fwd - forward from FY 13
ATM - Annual Town Meeting
STM - Special Town Meeting

BOARD OF ASSESSORS

Fiscal 2014 Assessments and Revenues by Major Property Class

Property Class	Levy Percent	Valuation by Class	Tax Rate	Tax Levy
Residential	89.9122%	1,013,879,421	17.99	18,239,690.78
Open Space	0.000%	-0-	17.99	-0-
Commercial	5.6505%	63,717,379	17.99	1,146,275.65
Industrial	1.7818%	20,091,700	17.99	361,449.68
Personal Property	2.6555%	29,944,552,	17.99	538,702.49
TOTALS	100.0000	1,127,633,052	17.99	20,286,118.60

Valuation and Tax History

Fiscal Year	Tax Rate	Total Valuation	Accounts	Tax Levy	Change (%)
2014	17.99	1,127,633,052	5,092	20,286,118.60	3.6765
2013	17.30	1,131,029,744	5,054	19,566,814.57	3.7154
2012	16.83	1,120,966,561	5,351	18,865,867.23	4.7707
2011	16.16	1,114,282,889	5,185	18,006,811.48	3.3253
2010	14.20	1,227,274,404	5,028	17,427,296.54	3.0275
2009	13.04	1,297,176,664	5,055	16,915,183.70	4.5678
2008	12.23	1,322,671,840	5,003	16,176,276.60	3.7037
2007	12.13	1,285,947,900	4,863	15,598,548.03	1.0643
2006	12.41	1,270,455,200	4,805	15,766,349.03	7.0526

Fiscal Year 2014 Abstract of Assessments

Property Class Code/Description	Accts	Class Valuation	Avg.Value
012 – 043 Mixed Use Properties	39	24,329,248	623,826
101 Residential Single Family	3,443	844,812,100	245,370
102 Residential Condominiums	434	81,026,100	186,696
104 Residential Two Family	87	22,183,100	254,978
105 Residential Three Family	7	1,692,300	241,757
Miscellaneous Residential	36	10,380,200	288,338
111 – 125 Apartments	7	8,904,000	1,272,000
130 – 132, 106 Vacant Land	572	27,230,000	47,604
300 – 393 Commercial	133	54,980,100	413,384
400 – 442 Industrial	30	20,028,300	667,610
501 – 508 Personal Property	215	29,944,552	139,276
600 – 821 Chapter 61, 61A, 61B	89	2,123,052	23,854
TOTALS	5,092	1,127,633,052	

Assessor's Account for Exemptions and Abatements

Description	FY2014	FY2013	FY2012	FY2011	FY2010
Assessor's Overlay	145,256.60	156,740.57	141,918.23	124,378.48	141,582.64
Overlay Deficits	-0-	-0-	-0-	-0-	-0-
Charges to 6/30/2010	123,225.96	129,426.09	112,691.50	119,992.49	116,250.15
Potential Liability	-0-	-0-	-0-	-0-	-0-
Amount Released	22,030.64	27,314.48	29,226.73	4,385.99	14,860.27

New Growth Revenue

Fiscal Year	Added Valuation	Tax Rate	New Revenues	Change (%)
2014	17,200,564	17.30	297,571	-7.55
2013	19,124,255	16.83	321,862	-28.17
2012	27,729,619	16.16	448,111	137.43
2011	13,291,045	14.20	188,732	44.98
2010	9,982,315	13.04	130,170	-5.78
2009	5,077,276	12.23	138,168	-34.74
2008	17,455,441	12.13	211,735	-28.24
2007	23,809,803	12.41	295,074	-9.34

Lunenburg Board of Assessors

Louis J. Franco, Chairman — Christopher M. Comeau, Member — Matthew J. Papini, Sr., Member

Louise Paquette, Admin. Assessor — Harald Scheid, Regional Assessor — George Bourgault, Regional Assessor

TOWN OF LUNENBURG

Treasurer's Cash as of 6/30/14

Century Bank Investment	$141,641.62
Century Bank Security Street	$6,325.48
Citizens Bank Investment	$159,518.67
Commerce Bank Investment	$257,666.90
Eastern Bank School Activity Fees	$127,333.55
Enterprise Bank Investment	$155,710.71
Fidelity Bank ARRA EECBG	$297.46
Fidelity Bank Investment	$1,595,513.97
Fidelity Bank Sewer Enterprise	$748,655.58
Fidelity Bank Trash Enterprise	$31,786.60
Fidelity Bank Water Enterprise	$29,439.27
Fidelity Bank Sewer Hook-Up	$20.13
Fidelity Bank EOCD Grant	$89,856.62
Fidelity Bank Senior Grant	$1,684.58
Mass Municipal Depository Trust (MMDT)	$216,754.06
MMDT Highway Bond Issue	$2,668.36
MMDT Playground Fund	$77.69
MMDT Arts Lottery	$9,237.42
North Middlesex Savings Bank Investment	$528,556.63
TD BankNorth Investment	$56,036.39
TD BankNorth Zoning Stabilization	$227,201.90
Unibank Depository	$419,328.63
Unibank Money Market	$1,753,524.18
Webster Bank Investment	$36,160.05
Batholomew Trust Funds	$948,419.91
Bartholomew Stabilization Fund	$1,299,077.98
Touchstone Library Trust Funds	$19,164.98
Total Cash per Treasurer 6/30/14	**$8,861,659.32**

TRUST FUNDS FISCAL YEAR 2014 SUMMARY REPORT

ACCOUNT NUMBER	FUND NAME	FY 2014 BEGINNING PRINCIPAL	FY 2014 BEGINNNING EARNINGS	FY 2014 CONTRIBUTE TO PRINCIPAL	FY 2014 NET EARNINGS	FY 2014 DISBURSE FROM PRINCIPAL	FY 2014 TRANSFERS OF EARNINGS	FY 2014 ENDING CASH VALUE	FY 2014 UNREALIZED GAIN/LOSS	FY 2014 ENDING MARKET VALUE
	CEMETERY FUNDS									
8000/8001	PERPETUAL CARE BEQUEST	$174,102.91	$833.25	$6,000.00	$1,744.19	$0.00	($1,895.20)	$180,785.15	$1,807.00	$182,592.15
8127	C. ALLEN HEADSTONE	$100.00	$337.48	$0.00	$4.34	$0.00	$0.00	$441.82	$4.42	$446.24
8115	SALE OF CEMETERY LOTS	$154,257.37	$29,004.55	$10,700.00	$1,850.10	$0.00	($1,200.00)	$194,612.02	$1,945.21	$196,557.23
	SUBTOTALS	$328,460.28	$30,175.28	$16,700.00	$3,598.63	$0.00	($3,095.20)	$375,838.99	$3,756.63	$379,595.62
	CONSERVATION FUNDS									
8125	CONSERVATION LAND PURCHASE	$21,650.00	$29,736.90	$0.00	$507.19	$0.00	$0.00	$51,894.09	$518.70	$52,412.79
8125	R. BURTON CONSERVATION	$501.48	$1,223.02	$0.00	$17.03	$0.00	$0.00	$1,741.53	$17.41	$1,758.94
8125	H. BENJAMIN CONSERVATION	$232.72	$864.36	$0.00	$10.82	$0.00	$0.00	$1,107.90	$11.07	$1,118.97
8125	G. HUBBARD CONSERVATION	$161.70	$760.29	$0.00	$9.12	$0.00	$0.00	$931.11	$9.31	$940.42
8125	I. KIMBALL CONSERVATION	$90.85	$381.60	$0.00	$4.66	$0.00	$0.00	$477.11	$4.77	$481.88
	SUBTOTALS	$22,636.75	$32,966.17	$0.00	$548.82	$0.00	$0.00	$56,151.74	$561.26	$56,713.00
	LIBRARY FUNDS									
8114	CHARLES DICKERSON LIBRARY	$3,000.00	$1,390.30	$0.00	$43.33	$0.00	$0.00	$4,433.63	$44.32	$4,477.95
8114	CATHERINE WATSON LIBRARY	$2,000.00	$928.22	$0.00	$28.94	$0.00	$0.00	$2,957.16	$29.56	$2,986.72
8114	FRANCIS CALDWELL LIBRARY	$500.00	$233.36	$0.00	$7.26	$0.00	$0.00	$740.62	$7.40	$748.02
8114	SUSAN DICKINSON LIBRARY B	$500.00	$23.52	$0.00	$5.17	$0.00	$0.00	$528.69	$5.28	$533.97
8114	EMMA DIMOND LIBRARY BOOKS	$300.00	$139.62	$0.00	$4.34	$0.00	$0.00	$443.96	$4.44	$448.40
8114	AUGUST TAYLOR LIBRARY BOOKS	$300.00	$139.48	$0.00	$4.34	$0.00	$0.00	$443.82	$4.44	$448.26
8114	STEPHEN STICKNEY LIBRARY	$2,000.00	$936.08	$0.00	$28.98	$0.00	$0.00	$2,965.06	$29.64	$2,994.70
8114	LIZZIE TAYLOR LIBRARY BOOKS	$300.00	$14.10	$0.00	$3.09	$0.00	$0.00	$317.19	$3.17	$320.36
8114	EBENEZER BAILEY LIBRARY	$500.00	$478.75	$0.00	$8.63	$0.00	($168.38)	$819.00	$8.19	$827.19
8114	LUCY GOODRICH LIBRARY	$1,000.00	$952.74	$0.00	$17.22	$0.00	($336.77)	$1,633.19	$16.32	$1,649.51
8114	SUSAN HOWARD LIBRARY	$500.00	$479.24	$0.00	$8.63	$0.00	($168.38)	$819.49	$8.19	$827.68
8114	ADIN & MAY ESTABROOK LIBRARY	$200.00	$190.03	$0.00	$3.45	$0.00	($67.36)	$326.12	$3.26	$329.38
8114	IRVIN & HAZEL KIMBALL LIBRARY	$4,000.00	$1,380.20	$0.00	$44.88	$0.00	($1,347.08)	$4,078.00	$40.76	$4,118.76
8114	ANNIE & ARTHUR BILLINGS CULTURAL	$18,896.01	$3,187.78	$0.00	$217.96	$0.00	$0.00	$22,301.75	$222.91	$22,524.66
	SUBTOTALS	$33,996.01	$10,473.42	$0.00	$426.22	$0.00	($2,087.97)	$42,807.68	$427.88	$43,235.56

TRUST FUNDS FISCAL YEAR 2014 SUMMARY REPORT

ACCOUNT NUMBER	FUND NAME	FY 2014 BEGINNING PRINCIPAL	FY 2014 BEGINNNING EARNINGS	FY 2014 CONTRIBUTE TO PRINCIPAL	FY 2014 NET EARNINGS	FY 2014 DISBURSE FROM PRINCIPAL	FY 2014 TRANSFERS OF EARNINGS	FY 2014 ENDING CASH VALUE	FY 2014 UNREALIZED GAIN/LOSS	FY 2014 ENDING MARKET VALUE
	Scholarship Funds									
8122	CHESTER MOSSMAN TEEN CENTER	$1,237.25	$375.89	$0.00	$15.91	$0.00	$0.00	$1,629.05	$16.28	$1,645.33
8120	GEORGE WAKEFIELD SCHOLARSHIP	$3,165.89	$4.58	$0.00	$31.09	($1,473.91)	($26.09)	$1,701.56	$17.01	$1,718.57
8116	MABEL ALLEN SCHOOL PRIZE	$133.43	$17.92	$0.00	$1.87	$0.00	$69.00	$222.22	$2.22	$224.44
8116	JOSEPH HARWOOD SCHOOL	$16.77	$124.86	$0.00	$1.77	$0.00	$69.00	$212.40	$2.12	$214.52
8119	LUNENBURG ATHLETIC BOOSTER	$21,925.66	$105.27	$0.00	$207.79	($2,251.82)	($248.18)	$19,738.72	$197.29	$19,936.01
8112	TIMOTHY J STANLEY SCHOLARSHIP	$4,203.52	$20.27	$0.00	$39.33	($951.85)	($48.15)	$3,263.12	$32.62	$3,295.74
8117	RYAN BUSQUE SCHOLARSHIP	$9,145.00	$1,037.59	$0.00	$99.56	$0.00	($100.00)	$10,182.15	$101.77	$10,283.92
8118	PHILIP CROUSE	$1,063.16	$3.53	$0.00	$1.10	($996.47)	($3.53)	$67.79	$0.68	$68.47
8110	DORA HAVEN COWDRY SCHOLARSHIF	$369,654.10	$1,772.11	$0.00	$3,552.91	($10,227.89)	($1,772.11)	$362,979.12	$3,628.08	$366,607.20
8113	BETH N CURTIS MEMORIAL SCHOLAR	$5,902.24	$28.42	$0.00	$56.21	($932.11)	($67.89)	$4,986.87	$49.85	$5,036.72
8130	BARBARA NELSON SCHOLARSHIP	$5,168.59	$24.84	$230.00	$47.00	($943.33)	($56.67)	$4,470.43	$44.68	$4,515.11
	SUBTOTALS	$421,615.61	$3,515.28	$230.00	$4,054.54	($17,777.38)	($2,184.62)	$409,453.43	$4,092.60	$413,546.03
	MISCELLANEOUS FUNDS									
8123	AMERICAN LEGION POOR	$500.00	$9,434.20	$0.00	$98.03	$0.00	$0.00	$10,032.23	$100.28	$10,132.51
8121	J & M HOWARD SDWLK / GRDS	$5,000.00	$12,667.11	$0.00	$174.40	$0.00	$0.00	$17,841.51	$178.33	$18,019.84
8123	WORTHY POOR INCOME	$1,200.00	$19,296.34	$0.00	$202.31	$0.00	$0.00	$20,698.65	$206.89	$20,905.54
8128	GAZEBO RESTORATION	$100.00	$8,431.07	$0.00	$84.21	$0.00	$0.00	$8,615.28	$86.11	$8,701.39
8131	LUNENBURG POST #283	$0.00	$0.00	$6,941.18	$39.22	$0.00	$0.00	$6,980.40	$69.77	$7,050.17
	.	$6,800.00	$49,828.72	$6,941.18	$598.17	$0.00	$0.00	$64,168.07	$641.38	$64,809.45
	STABILIZATION FUNDS									
8124	STABILIZATION	$973,524.91	$26,024.03	$286,958.00	$12,571.04	$0.00	$0.00	$1,299,077.98	$12,984.66	$1,312,062.64
	SUBTOTALS	$973,524.91	$26,024.03	$286,958.00	$12,571.04	$0.00	$0.00	$1,299,077.98	$12,984.66	$1,312,062.64
	GRAND TOTALS	$1,787,033.56	$152,982.90	$310,829.18	$21,797.42	($17,777.38)	($7,367.79)	$2,247,497.89	$22,464.41	$2,269,962.30
	TRUST FUNDS HELD BY OTHER BANKS									
8111	**ARTS LOTTERY (MMDT)**	$5,765.58		$7,450.00	$12.84	($4,249.00)		$8,979.42		$8,979.42
8126	**PLAYGROUND TRUST (MMDT)**	$77.69						$77.69		$77.69
8116	**MABEL ALLEN STOCK #20376**	$498.00						$498.00		$498.00
8116	**JOSEPH HARWOOD STOCK**	$480.48						$480.48		$480.48
8114	**OLD MUTUAL PBHG FUNDS**	$14,958.14			$4,206.84			$19,164.98		$19,164.98
8129	**ZONING INCENTIVE STABILIZATION (TI**	$226,821.90			$380.00			$227,201.90		$227,201.90
	GRAND TOTALS	$2,035,635.35	$152,982.90	$318,279.18	$26,397.10	($22,026.38)	($7,367.79)	$2,503,900.36	$22,464.41	$2,526,364.77

FIVE YEARS OUTSTANDING DEBT

	As of June 30, 2014				
	2014	**2013**	**2012**	**2011**	**2010**
Within the General Debt Limit					
Sewers & Drains	$ 5,790,591	$ 6,330,750	$ 6,855,871	$ 7,384,666	$ 7,885,832
Land Acquisition	228,167	257,133	287,133	330,000	445,000
Schools	6,524,160	7,172,729	7,848,229	8,440,000	9,034,000
Other Building	4,529,203	5,019,203	5,519,203	4,740,000	5,120,000
Streets Sidewalks & Parking	0	0	0	10,000	25,000
Departmental Equipment	592,000	795,500	1,000,000	960,000	1,120,000
Athletic & Recreational Facilities	195,000	250,000	305,000	370,000	431,000
Architectural & Engineering Services	0	0	0	0	0
Total Within the General Debt Limit	$ 17,859,121	$ 19,825,315	$21,815,436	$ 22,234,666	$ 24,060,832
Outside the General Debt Limit					
Sewers	$ 3,031,094	$ 3,177,822	$ 3,323,639	$ 3,478,584	$ 3,627,692
Water	1,085,675	1,100,317	1,114,345	1,127,786	1,140,663
Other Outside General	164,340	195,212	226,084	256,956	292,828
Total Outside the General Debt Limit	4,281,109	4,473,351	4,664,068	4,863,326	5,061,183
Total Long-Term Indebtedness	$ 22,140,230	$ 24,298,666	$26,479,504	$ 27,097,992	$ 29,122,015

(1)*Principal amount only. Excludes lease and installment purchase obligations, overlapping debt and unfunded pension liability.*

Authorized Unissued Debt and Prospective Financing

The Town has the following authorized unissued debt:

Amount	**Purpose**
$ 284,264	Sewer Construction
28,708	Sewer Construction
125,000	Buildings Renovations
56,550	School Heating System
411,000	School Feasibility Study Bond
72,975,321	School Construction
425,000	Fire Equipement
624,000	Land Acquisition
2,200,000	Sewer Construction
$ 77,129,843	

TOWN OF LUNENBURG DEBT REPAYMENT SCHEDULE AS OF JUNE 30, 2014

FISCAL YEAR	2015	2016	2017	2018	2019	2020	2021	2022	2023	2024	2025	2026	2027	2028
MASS WATER POOL 3*														
PRINCIPAL	$10,026	$10,334	$10,651											
INTEREST	$1,683	$1,116	$533											
TOTAL MASS WATER POLL TRUST	$11,709	$11,450	$11,184											
MASS WATER POOL 4*														
PRINCIPAL	$10,868	$10,868	$10,868	$10,868	$10,868									
INTEREST	$2,479	$1,922	$1,365	$815	$272									
TOTAL MASS WATER POLL TRUST	$13,347	$12,790	$12,233	$11,683	$11,140									
MASS WATER POOL 5*														
PRINCIPAL	$20,000	$25,000	$25,000	$25,000	$25,000	$25,000								
INTEREST	$7,020	$5,710	$4,406	$3,010	$1,863	$688								
TOTAL MASS WATER POLL TRUST	$27,020	$30,710	$29,406	$28,010	$26,863	$25,688								
MUNICIPAL PURPOSE														
PRINCIPAL														
INTEREST														
TOTAL MUNICIPAL PURPOSE														
MASS WATER POOL 7*														
PRINCIPAL	$119,764	$119,764	$124,555	$129,345	$134,136	$138,926	$138,926							
INTEREST	$45,726	$38,860	$32,002	$24,068	$15,019	$6,946	$3,474							
TOTAL MASS WATER POLL TRUST	$165,490	$158,624	$156,557	$153,413	$149,155	$145,872	$142,400							
MUNICIPAL PURPOSE														
PRINCIPAL	$1,070,000	$1,090,000	$1,030,000	$1,055,000	$1,075,000	$1,095,000	$1,110,000	$1,135,000	$1,115,000					
INTEREST	$391,000	$348,200	$304,600	$263,400	$221,200	$178,200	$134,400	$90,000	$44,600					
TOTAL MUNICIPAL PURPOSE	$1,461,000	$1,438,200	$1,334,600	$1,318,400	$1,296,200	$1,273,200	$1,244,400	$1,225,000	$1,159,600					
MASS WATER POOL 9*														
PRINCIPAL	$319,909	$329,318	$338,727	$352,841	$362,250	$376,363	$385,772	$399,886	$409,295	$418,704				
INTEREST	$172,203	$154,349	$136,402	$115,103	$94,788	$78,282	$59,822	$41,160	$20,649					
TOTAL MASS WATER POLL TRUST	$492,112	$483,667	$475,129	$467,944	$457,038	$454,645	$445,594	$441,046	$429,944					
MUNICIPAL PURPOSE														
PRINCIPAL	$210,000	$205,000	$195,000	$195,000	$195,000	$195,000	$195,000	$195,000	$190,000	$190,000	$105,000			
INTEREST	$80,555	$72,255	$64,255	$56,455	$48,655	$40,855	$32,958	$24,865	$16,780	$8,705	$2,310			
TOTAL MUNICIPAL PURPOSE	$290,555	$277,255	$259,255	$251,455	$243,655	$235,855	$227,958	$219,865	$206,780	$198,705	$107,310			
MASS WATER POOL 13*														
PRINCIPAL	$45,345	$45,345	$45,345	$45,345	$45,346	$45,346	$45,346	$45,344	$38,979	$38,979	$14,114	$14,114	$14,114	$14,114
INTEREST	$0	$0	$0	$0	$0	$0	$0	$0	$0	$0	$0	$0	$0	
TOTAL MASS WATER POLL TRUST	$45,345	$45,345	$45,345	$45,345	$45,346	$45,346	$45,346	$45,344	$38,979	$38,979	$14,114	$14,114	$14,114	$14,114
MUNICIPAL PURPOSE														
PRINCIPAL	$130,000	$130,000	$130,000	$130,000	$130,000	$130,000	$130,000	$130,000	$130,000	$125,000	$115,000			
INTEREST	$57,785	$51,610	$45,435	$39,325	$34,450	$29,510	$24,505	$19,467	$14,430	$9,360	$4,485			
TOTAL MUNICIPAL PURPOSE	$187,785	$181,610	$175,435	$169,325	$164,450	$159,510	$154,505	$149,467	$144,430	$134,360	$119,485			
MASS WATER POOL 14*														
PRINCIPAL	$15,154	$15,460	$15,773	$16,091	$16,417	$16,748	$17,086	$17,432	$17,784	$18,143	$18,510	$18,884	$19,265	$19,654
INTEREST	$5,098	$4,791	$4,479	$4,160	$3,835	$3,504	$3,165	$2,820	$2,468	$2,109	$1,742	$1,368	$987	$598
TOTAL MASS WATER POLL TRUST	$20,252	$20,251	$20,252	$20,251	$20,252	$20,252	$20,251	$20,252	$20,252	$20,252	$20,252	$20,252	$20,252	$20,252
MUNICIPAL PURPOSE SEWER														
PRINCIPAL	$22,679	$23,671	$24,706	$25,787	$26,915	$28,093	$29,322	$30,605	$31,944	$33,341	$34,800	$36,323	$37,912	$39,571
INTEREST	$70,485	$69,493	$68,458	$67,377	$66,249	$65,071	$63,842	$62,559	$61,220	$59,823	$58,364	$56,841	$55,252	$53,593
TOTAL MUNICIPAL PURPOSE SEW	$93,164	$93,164	$93,164	$93,164	$93,164	$93,164	$93,164	$93,164	$93,164	$93,164	$93,164	$93,164	$93,164	$93,164
MUNICIPAL PURPOSE WATER														
PRINCIPAL	$15,283	$15,951	$16,649	$17,378	$18,138	$18,931	$19,760	$20,624	$21,527	$22,468	$23,451	$24,477	$25,548	$26,666
INTEREST	$47,498	$46,830	$46,132	$45,403	$44,643	$43,850	$43,021	$42,157	$41,254	$40,313	$39,330	$38,304	$37,233	$36,115
TOTAL MUNICIPAL PURPOSE WAT	$62,781	$62,781	$62,781	$62,781	$62,781	$62,781	$62,781	$62,781	$62,781	$62,781	$62,781	$62,781	$62,781	$62,781
MUNICIPAL PURPOSE														
PRINCIPAL	$200,000	$200,000	$200,000											
INTEREST	$12,000	$7,500	$2,500											
TOTAL MUNICIPAL PURPOSE WATER														
GRAND TOTAL PRINCIPAL	$2,189,028	$2,220,711	$2,167,274	$2,002,655	$2,039,070	$2,069,407	$2,071,212	$1,973,891	$1,954,529	$846,635	$310,875	$93,798	$96,839	$100,005
GRAND TOTAL INTEREST	$893,532	$802,637	$710,568	$619,116	$530,974	$446,905	$365,187	$283,028	$201,401	$120,310	$106,231	$96,513	$93,472	$90,306
TOTAL DEBT	$3,082,560	$3,023,348	$2,877,842	$2,621,771	$2,570,044	$2,516,312	$2,436,399	$2,256,919	$2,155,930	$966,945	$417,106	$190,311	$190,311	$190,311

TOWN OF LUNENBURG DEBT REPAYMENT SCHEDULE AS OF JUNE 30 2014																	
FISCAL YEAR	2029	2030	2031	2032	2033	2034	2035	2036	2037	2038	2039	2040	2041	2042	2043	2044	2045
MASS WATER POOL 3*																	
PRINCIPAL																	
INTEREST																	
TOTAL MASS WATER POLL TRUST																	
MASS WATER POOL 4*																	
PRINCIPAL																	
INTEREST																	
TOTAL MASS WATER POLL TRUST																	
MASS WATER POOL 5*																	
PRINCIPAL																	
INTEREST																	
TOTAL MASS WATER POLL TRUST																	
MUNICIPAL PURPOSE																	
PRINCIPAL																	
INTEREST																	
TOTAL MUNICIPAL PURPOSE																	
MASS WATER POOL 7*																	
PRINCIPAL																	
INTEREST																	
TOTAL MASS WATER POLL TRUST																	
MUNICIPAL PURPOSE																	
PRINCIPAL																	
INTEREST																	
TOTAL MUNICIPAL PURPOSE																	
MASS WATER POOL 9*																	
PRINCIPAL																	
INTEREST																	
TOTAL MASS WATER POLL TRUST																	
MUNICIPAL PURPOSE																	
PRINCIPAL																	
INTEREST																	
TOTAL MUNICIPAL PURPOSE																	
MASS WATER POOL 13*																	
PRINCIPAL																	
INTEREST																	
TOTAL MASS WATER POLL TRUST																	
MUNICIPAL PURPOSE																	
PRINCIPAL																	
INTEREST																	
TOTAL MUNICIPAL PURPOSE																	
MASS WATER POOL 14*																	
PRINCIPAL	$20,051																
INTEREST	$201																
TOTAL MASS WATER POLL TRUST	$20,252																
MUNICIPAL PURPOSE SEWER																	
PRINCIPAL	$41,302	$43,109	$44,995	$46,963	$49,018	$51,162	$53,401	$55,737	$58,175	$60,721	$63,377	$66,150	$69,044	$72,065	$75,218	$78,508	$81,943
INTEREST	$51,862	$50,055	$48,169	$46,201	$44,146	$42,002	$39,763	$37,427	$34,989	$32,443	$29,787	$27,014	$24,120	$21,099	$17,946	$14,656	$11,221
TOTAL MUNICIPAL PURPOSE SEWER	$93,164	$93,164	$93,164	$93,164	$93,164	$93,164	$93,164	$93,164	$93,164	$93,164	$93,164	$93,164	$93,164	$93,164	$93,164	$93,164	$93,164
MUNICIPAL PURPOSE WATER																	
PRINCIPAL	$27,833	$29,050	$30,321	$31,648	$33,032	$34,477	$35,986	$37,560	$39,203	$40,919	$42,709	$44,577	$46,528	$48,563	$50,688	$52,905	$55,220
INTEREST	$34,948	$33,731	$32,460	$31,133	$29,749	$28,304	$26,795	$25,221	$23,578	$21,862	$20,072	$18,204	$16,253	$14,218	$12,093	$9,876	$7,561
TOTAL MUNICIPAL PURPOSE WATER	$62,781	$62,781	$62,781	$62,781	$62,781	$62,781	$62,781	$62,781	$62,781	$62,781	$62,781	$62,781	$62,781	$62,781	$62,781	$62,781	$62,781
MUNICIPAL PURPOSE																	
PRINCIPAL																	
INTEREST																	
TOTAL MUNICIPAL PURPOSE WATER																	
GRAND TOTAL PRINCIPAL	$89,186	$72,159	$75,316	$78,611	$82,050	$85,639	$89,387	$93,297	$97,378	$101,640	$106,086	$110,727	$115,572	$120,628	$125,906	$131,413	$137,163
GRAND TOTAL INTEREST	$87,011	$83,786	$80,629	$77,334	$73,895	$70,306	$66,558	$62,648	$58,567	$54,305	$49,859	$45,218	$40,373	$35,317	$30,039	$24,532	$18,782
TOTAL DEBT	$176,197	$155,945	$155,945	$155,945	$155,945	$155,945	$155,945	$155,945	$155,945	$155,945	$155,945	$155,945	$155,945	$155,945	$155,945	$155,945	$155,945

DEBT REPAYMENT SCHEDULE AS OF JUNE 30, 2014			
MASS WATER POOL 3*	2046	2047	TOTAL
PRINCIPAL			
INTEREST			$31,011
TOTAL MASS WATER POLL TRUST			$3,332
MASS WATER POOL 4*			$34,343
PRINCIPAL			
INTEREST			$54,340
TOTAL MASS WATER POLL TRUST			$6,854
MASS WATER POOL 5*			$61,194
PRINCIPAL			
INTEREST			$145,000
TOTAL MASS WATER POLL TRUST			$22,697
MUNICIPAL PURPOSE			$167,697
PRINCIPAL			
INTEREST			$0
TOTAL MUNICIPAL PURPOSE			$0
MASS WATER POOL 7*			$0
PRINCIPAL			
INTEREST			$905,416
TOTAL MASS WATER POLL TRUST			$166,095
MUNICIPAL PURPOSE			$1,071,511
PRINCIPAL			
INTEREST			$9,775,000
TOTAL MUNICIPAL PURPOSE			$1,975,600
MASS WATER POOL 9*			$11,750,600
PRINCIPAL			
INTEREST			$3,693,065
TOTAL MASS WATER POLL TRUST			$872,758
MUNICIPAL PURPOSE			$4,147,119
PRINCIPAL			
INTEREST			$2,070,000
TOTAL MUNICIPAL PURPOSE			$448,648
MASS WATER POOL 13*			$2,518,648
PRINCIPAL			
INTEREST			$497,176
TOTAL MASS WATER POLL TRUST			$0
MUNICIPAL PURPOSE			$497,176
PRINCIPAL			
INTEREST			$1,410,000
TOTAL MUNICIPAL PURPOSE			$330,362
MASS WATER POOL 14*			$1,740,362
PRINCIPAL			
INTEREST			$262,452
TOTAL MASS WATER POLL TRUST			$41,325
MUNICIPAL PURPOSE SEWER			$303,777
PRINCIPAL			
INTEREST	$85,528	$89,008	$1,611,093
TOTAL MUNICIPAL PURPOSE SEWER	$7,636	$3,894	$1,463,057
MUNICIPAL PURPOSE WATER	$93,164	$92,902	$3,074,150
PRINCIPAL			
INTEREST	$57,636	$59,970	$1,085,676
TOTAL MUNICIPAL PURPOSE WATER	$5,145	$2,624	$985,910
MUNICIPAL PURPOSE	$62,781	$62,594	$2,071,586
PRINCIPAL			
INTEREST			$600,000
TOTAL MUNICIPAL PURPOSE WATER			$22,000
GRAND TOTAL PRINCIPAL			$0
GRAND TOTAL INTEREST	$143,164	$148,978	$22,140,229
TOTAL DEBT	$12,781	$6,518	$6,338,637
	$155,945	$155,496	$28,478,866

TOWN OF LUNENBURG
COLLECTION OF TAXES
FY-2014

FISCAL YEAR	FORWARD	COMMITTMENTS	ADJUSTMENTS	REFUNDS	PAYMENTS	ABATEMENTS	TRANSFERS	BALANCES
1997 MVE	$ 1,690.95							$ 1,690.95
1998 MVE	$ 1,603.12							$ 1,603.12
1999 MVE	$ 2,923.97							$ 2,923.97
2000 MVE	$ 4,219.49							$ 4,219.49
2001MVE	$ 4,812.07				$ (132.70)			$ 4,679.37
2002 MVE	$ 9,673.03				$ (238.75)	$ (11.56)		$ 9,422.72
2003 MVE	$ 6,675.97				$ (27.50)	$ (46.25)		$ 6,602.22
2004 MVE	$ 6,448.79							$ 6,448.79
2005 MVE	$ 5,898.43				$ (82.50)			$ 5,815.93
2006 MVE	$ 8,785.87				$ (98.13)			$ 8,687.74
2007 MVE	$ 9,912.59				$ (98.75)			$ 9,813.84
2008 MVE	$ 4,286.45				$ (94.17)			$ 4,192.28
2009 MVE	$ 4,983.77				$ (420.73)			$ 4,563.04
2010 MVE	$ 5,117.55			$ 37.52	$ (1,025.85)			$ 4,129.22
2011 MVE	$ 9,979.10		$ 4.50	$ 24.75	$ (1,045.12)	$ (81.85)		$ 8,881.38
2012 MVE	$ 23,003.20		$ 9.64	$ 824.38	$ (13,292.77)	$ (1,360.17)		$ 9,184.28
2013 MVE	$ 141,056.89	$ 134,391.63	$ 0.41	$ 13,363.66	$ (245,874.68)	$ (16,428.50)	$ 1.56	$ 26,510.97
2014 MVE	$ -	$ 1,314,698.28		$ 4,964.08	$ (1,183,968.89)	$ (30,289.91)		$ 105,403.56
1998 PP	$ 3,705.21							$ 3,705.21
1999 PP	$ 1,900.15							$ 1,900.15
2000 PP	$ 1,695.21							$ 1,695.21
2001 PP	$ 1,095.91							$ 1,095.91
2002 PP	$ 3,615.73							$ 3,615.73
2003 PP	$ 2,879.08							$ 2,879.08
2004 PP	$ 3,187.82							$ 3,187.82
2005 PP	$ 2,190.11							$ 2,190.11
2006 PP	$ 3,686.87				$ (49.64)			$ 3,637.23
2007 PP	$ 3,741.56				$ (23.05)			$ 3,718.51
2008 PP	$ 4,309.65				$ (25.25)			$ 4,284.40
2009 PP	$ 5,299.82				$ (105.17)			$ 5,194.65
2010 PP	$ 2,709.64				$ (413.22)			$ 2,296.42
2011 PP	$ 3,505.02				$ (112.44)			$ 3,392.58
2012 PP	$ 5,439.92				$ (774.58)			$ 4,665.34
2013 PP	$ 6,220.99				$ (1,141.50)		$ 21.62	$ 5,101.11
2014 PP	$ -	$ 555,508.86	$ 0.52		$ (540,887.83)	$ (13,426.51)	$ (21.62)	$ 1,173.42
2007 RE	$ 3,890.09							$ 3,890.09
2008 RE	$ (2,099.04)			$ 2,134.51	$ (1.22)			$ 34.25
2009 RE	$ 2,120.90			$ 1,247.33	$ (3,346.06)			$ 22.17
2010 RE	$ 3,476.16				$ (3,314.28)			$ 161.88
2011 RE	$ (1,797.85)			$ 1,857.65	$ (1.62)			$ 58.18
2012 RE	$ (15,101.48)			$ 14,234.37	$ (20.61)		$ 944.93	$ 57.21
2013 RE	$ 330,264.37		$ (31.07)	$ 11,603.97	$ (363,344.26)		$ 13,695.39	$ (7,811.60)
2014 RE	$ -	$ 19,747,418.40	$ (1,947.52)	$ 9,689.24	$ (19,193,857.66)	$ (109,799.45)	$ (18,793.88)	$ 432,709.13
SUPPLEMENTAL TAXES	$ -	$ 58,450.80			$ (57,499.12)			$ 951.68

FISCAL YEAR	FORWARD	COMMITTMENTS	ADJUSTMENTS	REFUNDS	PAYMENTS	ABATEMENTS	TRANSFERS	BALANCES
ROLLBACK TAXES	$ -							$ -
TAX LIENS	$ 837,515.85	$ 257,012.11	$ 209.49		$ (152,206.67)	$ (106,312.77)	$ (25,284.46)	$ 810,933.55
TAX LIEN-USER CHARGES	$ 2,302.66				$ (6,866.60)		$ 8,239.26	$ 3,675.32
FORECLOSURES	$ 3,626.39						$ 25,093.88	$ 28,720.27
DEFERRED TAXES	$ 15,549.95							$ 15,549.95
DEFERRED SWR BETT	$ 4,605.93							$ 4,605.93
DEFERRED SWR INT	$ 1,717.33							$ 1,717.33
STR BETT COMM	$ -	$ 900.00			$ (900.00)			$ -
STR INT COMM	$ -	$ 378.00			$ (378.00)			$ -
STREET BETTERMENT	$ 5,400.00	$ (900.00)						$ 4,500.00
WATER BETT COMM	$ 614.86	$ 8,431.55			$ (7,428.53)		$ (614.86)	$ 1,003.02
WATER INT COMM	$ 98.37	$ 674.54			$ (594.31)		$ (98.37)	$ 80.23
WATER BETTERMENT	$ 8,788.41	$ (8,431.55)			$ (356.86)			$ 0.00
SEPTIC BETT COMM	$ 611.17	$ 1,094.56			$ (1,559.14)			$ 146.59
SEPTIC INT COMM	$ 75.25	$ 128.61			$ (203.86)			$ -
SEWER BETT COMM	$ 29,013.82	$ 338,079.94	$ (402.57)		$ (326,323.90)		$ (6,741.46)	$ 33,625.83
SEWER INT COMM	$ 78,160.49	$ 210,636.51	$ (178.14)		$ (198,128.63)		$ (13,952.55)	$ 76,537.68
SEWER BETTERMENT	$ 5,265,358.33	$ (327,683.59)	$ 28,281.54		$ (94,596.27)			$ 4,871,360.01
MEADOW BETT COMM	$ -	$ 14,642.13			$ (14,642.13)			$ -
MEADOW INT COMM	$ 16,805.64	$ 48,138.87			$ (23,548.40)			$ 41,396.11
MEADOW BETTERMENT	$ 1,100,316.99	$ (14,642.13)						$ 1,085,674.86
SEWER USAGE	$ 66,646.46	$ 675,509.47	$ (47,570.56)		$ (596,841.05)		$ 236.06	$ 97,980.38
SLIEN PRIN COM TO RE	$ 9,766.91	$ 49,240.00			$ (42,996.24)		$ (7,535.82)	$ 8,474.85
SILIEN INT COM TO RE	$ 890.52	$ 4,489.81			$ (3,901.34)		$ (703.44)	$ 775.55
WATER USER CHARGE	$ 2,915.10	$ 20,707.80	$ 5,249.22		$ (26,234.70)			$ 2,637.42
GRAND TOTAL	**$ 8,077,787.51**	**$ 23,088,874.60**	**$ (16,374.54)**	**$ 59,981.46**	**$ (23,109,024.68)**	**$ (277,756.97)**	**$ (25,513.76)**	**$ 7,797,973.62**

TOWN SERVICES

BUILDING DEPARTMENT

The Building Department is located on the second floor of the Ritter Memorial Building at 960 Massachusetts Avenue. The office hours for the Building Department are Monday and Wednesday 8:00 A.M. to 4:00 P.M. and Tuesday and Thursday 8:00 A.M. to 6:00 P.M., closed on Friday. Michael J. Sauvageau serves as the Building Commissioner, John Morrealle is the Assistant Building Inspector and Lisa Normandin is the Administrative Assistant for the department.

Electrical and Plumbing and Gas permits are now processed by the Building Department.

Building permits for 2014 reflected a 26% increase from the prior year. There were several new single family homes constructed and while renovations, additions, roofing, decks and siding permits increased from the past year, the greatest increase has been in rooftop solar panel installation permits. The Emerald Place condominium project continues to move toward the project completion. The new junior/high school project was permitted in the fall and as of this report the foundation is in and the steel erection of the building is underway.

The 2009 International Building Code and the 2009 International Residential Code are the current building codes of the Commonwealth. In addition, as of July 1, 2014, Lunenburg became a "Stretch Code" community. Homeowners and contractors are encouraged to review the requirements of this code prior to permitting.

Carbon monoxide detectors are required by law to be installed in every home regardless of the age of the dwelling. Also, all swimming pools are required to obtain a building permit and an electrical permit. Inflatable pools that do not have code required fencing around them do not meet the building code and should be removed and permitted prior to installation.

Residents should be aware that inflatable swimming pools do not meet code compliance requirements. Please contact our office to determine what step need to take place for safety.

The Commonwealth of Massachusetts Law requires that all persons, partnerships and corporations who bid or perform residential contracting (reconstruction, alteration, additions, etc.) for work exceeding $1000.00 be registered with the Commonwealth. This office will enforce this provision; however you should ask you contractor about his/her registration. Please contact this office with any questions about this requirement or call any information regarding zoning regulations or building code issues.

CEMETERY COMMISSION - 2014

The Cemetery Commissioners and Superintendent Greg Bingham met throughout the year to discuss Cemetery business. The Commissioners would like to thank Janice P. Carrier for her years of service to the Cemetery Department as her insight will be missed. Also the Commissioners welcome G. Stephen Schaff as a new Commissioner. They also would like to thank David Berthiaume for his work on planting the flowers around the signs, as they enhance the beauty and entrances of the cemeteries. They would also like to thank the Lunenburg Memorial Fund for the donation of a tree. Work has been ongoing on the new area in the North Cemetery. The Cemetery Department purchased a software mapping system that is now available online http://www.map.ramaker.com/ecims/ and will help you locate your ancestors buried within the town cemeteries.

The following is a list of persons who were buried this year.

NAME	AGE	CEMETERY	NAME	AGE	CEMETERY
JANUARY			***AUGUST***		
FEBRUARY			*Shirley A. Sawyer	84	N
MARCH			Eleanor M. Browne	97	N
APRIL			Jacqueline L. McCooe	69	N
Elizabeth Anne Aho	90	N	*Richard J. Solon	65	S
Irene M. Passios	90	N	*Barbara F.Douglas	92	N
Marsha L. Feinberg	66	S	*Wallace I. Douglas *WWII*	93	N
Rosa Catarau	82	N	*Mark H. Larrabee	54	N
Janet M. Cragin	79	N	***SEPTEMBER***		
Warren E. Ward *WWII*	95	N	*Aino K. Siponaa	85	S
MAY			Ann Marie Cox	64	N
*Kenneth R. Clark	70	N	*Gertrude M. Kalinen	78	N
*Henry V. Buiwit *WWII*	87	N	***OCTOBER***		
*Ronald W. Bishop *Viet Nam*	78	N	Luellen R. Roberts	88	N
Robert D. Gonynor *WWII*	91	S	*Marie Delisle	88	S
Dorothy W. Stinehelfer	94	N	*James P. Deming	86	S
Bernard P. Keaveny *Korea*	79	S	***NOVEMBER***		
JUNE			*Marjorie R. Warpula	85	N
*Aileen S Case	77	N	***DECEMBER***		
*William J Callahan	38	S	*Michael L. Forgues	65	N
Michael Mancil	52	N	*Charles M. Mikaelian	59	N
JULY					
*Barbara Ann Tegge	85	N			
*Robert J. Brochu Jr.	62	N			
*Jeffrey S. Blake	61	N			
*Denotes Cremation					

COUNCIL ON AGING

The mission of the Council on Aging is to advocate for the improved quality of life for all seniors through supportive services, programs and education. Councils on Aging were established under Massachusetts General Law Chapter 40, section 8B, to include; "setting policy for the administration of elder programs or services and to develop, coordinate and conduct such activities which advocate for elder issues."

The Council on Aging staff consists of; Doreen C. Noble, Director; Susan Doherty, Administrative Assistant & Transportation; Faith A. Anderson, Outreach; JoAnne Brazell & Ruth Swiecicki, Food Service Coordinators; Elsa Watson & Judy Alario, Diet Assistants, Gerry Beloin, and James McGuigan.

Board Members are; Cheryl Moisan, Jacquelyn Dwyer, Kevin McNally, Pete Lincoln, Sarah Grant, Betty DiGiacomo, Diane Nowd, Brain Guenard, Deb, Seeley, Judith Tarbell and Deb Lincoln.

In FY 14 the Council on Aging provided 10,453 units of service to732 participants. We assisted residents age sixty and over from the town itself with 62 % of them women, and 38% of them men.

The chart below shows some of the ongoing services that we provide:

Transportation	**Tax Assistance, SHINE**
Congregate Lunch, Coffee Shop, Pancake Breakfast	**Lunch Bunch Club**
Traveling Tooth Fairy, Pet Therapy Days	**Cribbage, Bridge, Bingo, Wii Bowling**
Chair Yoga, Walking club, Stretch & Tone, Line Dancing	**Bocce, Mah Jong, Water Colors**
TRIAD, File for Life	**Meals on Wheels**
B/P, Glucose, and Flu Clinics	**Friendly Visitors**
Volunteer Recognition Program	**Manicure, Pedicures, Reflexology,**
Book Club, Movies, Puzzle Swap	**Educational, legal, financial & health related workshops**

Our funding comes from different sources. In FY 14 we received a total of $121,695 from the municipal budget for salaries and expenses. The Montachusett Area Regional Transit Authority (MART) funds the salaries of our van drivers and half time for our dispatcher. We also receive funding from the Massachusetts Department of Elder Affairs. The Supporters of the Eagle House, Inc. a non-profit 501(c) 3 organization is the fundraising group for the senior center. Their contributions are invaluable and they are ever ready to help us with things that cannot be covered by the municipal budget. Anyone wishing to make a donation to aid us in our services to the elderly can make donations to: The Supporters of the Eagle House, Inc. , Eagle House Senior Center, 25 Memorial Drive. A donation to the Eagle House is a nice way to honor the memory of a loved one.

Staffing at the Eagle House consisted of a full-time director; one (35 hour a week) administrative assistant, one (24 hour a week) outreach worker and two food service coordinators who worked a total of 15 hours a week along with two diet aides who work 8 hours a week. We also have 2 van drivers who

worked a combined total of 30-35 hours a week. Our staffing levels are minimal for a facility of our size, our programing levels are extremely high and the amount of services we provide is astronomical, therefore, volunteers are the backbone of the center, without them many of the services we provide would not be in place.

Volunteer jobs range from meals drivers, to Friendly visitors, to kitchen assistants, and program facilitators. In addition we have wonderful people who donate knitted items that are sent to schools, hospitals, maternity wards and the veterans' homes. Many of the town's elderly not only volunteer at the Eagle House but, also give of their time and talents to the town and other community organizations. This year Eagle House volunteers clocked 3000 hours of service. We also had 11 people participate in the Senior Tax Work Off program and they provided over 900 hours of labor to various town departments and the Lunenburg Public School System.

Without the generosity and overwhelming support of the community many of the programs we are able offer would not be possible.

Respectfully submitted,

Doreen C. Noble, Director



COA members: front row: Cheryl Moisan, Jacquelyn Dwyer, Kevin McNally, Pete Lincoln, Sarah Grant

Back row: Betty DiGiacomo, Diane Nowd, Brian Guenard, Deb Seeley, Judy Tarbell, and Deb Lincoln

DEPARTMENT OF PUBLIC WORKS

The Department of Public Works combines the resources of the Highway, Park, Cemetery, Sewer, and Facilities divisions, and Vehicle Maintenance services into one department organizing and scheduling personnel and equipment to best serve the residents of the community through the effective delivery of an extensive scope of services with a high degree of efficiency.

DEPARTMENTAL OBJECTIVES

"Public Works is either working or on call twenty four hours a day, three hundred and sixty five days a year to respond to any weather, infrastructure, roadway, or facility related emergency that may arise."

We strive to enhance the awareness of the value of Public Works provides to our Town, and ensure others are aware of our contribution. This is not for an expectation of praise, but rather to make sure efforts are not forgotten as they merge into the fabric of our everyday service.

Major events over the past years have highlighted the fact that Public Works has a seat at the table and is a major player in emergency management. Town Officials, Police, and Fire acknowledge that Public Works is critical in order to facilitate the required services of others. We must continue to build on this awareness.

This department must also reach out to the public we serve and educate them to the fact that the common services they receive do not just happen, but rather are the efforts of a dedicated staff of individuals, service companies, and vendors. Safe roadways, wastewater control, solid waste collection and recycling operations, tree removal, storm water management facilities and grounds maintenance, winter snow and ice removal, cemeteries and parks are the expected services supporting everyone in the community.

We will work to engage the public in order to set reasonable expectations and gather support for annual budget requests, capital requests, and specific projects.

PAVEMENT MANAGEMENT

The updated Pavement Management Plan, inclusive of an electronic database and a revised Town-wide pavement defect analysis, identifies the same backlog of work as the original document established in 2000. The backlog is now estimated at close to ten million dollars. A complete survey of every road is underway, but in general, since the level of funding has not significantly increased, pavement conditions continue to deteriorate more steadily than the repair and rehabilitation of Town ways.

Road projects typically extend over two construction seasons and overlap from one fiscal year to the next.

Improvements: milling and overlay on a portion of Goodrich St. from Reservoir Rd., top course on Northfield Rd from Gilchrest St. to the golf course including asphalt berms to control storm water, and an overlay on Fish St. to Leominster Rd. The scope of work included: a leveling course of asphalt installed one season and left over the winter, followed by a top or finish course the next season, sections of "berm" or curbing, shoulder work, minor drainage improvements and driveway aprons.

Documentation provided through a "pot hole" log shows that one third of all the available work days during the season are dedicated to patching and other temporary repairs to similar

roadway failures. As defects are identified we respond to every location in a timely manner. This has proven to be the least effective method of road repair. New pot holes appear each spring particularly after a severe winter, and often staff revisits the same area year after year.

The seasonal crack sealing program has been effective in some locations however this application is installed as a temporary solution with an effective life span of around five years. Many streets that have been "sealed" are well beyond that time frame. This process involves the installation of rubberized asphalt under high pressure to cracks or separations in the pavement. The Pavement Management Plan also identifies specific areas where this method is the best option. Please understand this method does not take the place of curb to curb paving, and is not applicable in areas of other more serious defects.

The revised Pavement Plan, no matter how complete, is of little value without an identified source of funding. Lack of revenue continues to be the major detriment to improving the overall condition of our roadways. The primary source of funding is the Massachusetts Department of Transportation Chapter 90 program. The estimated value of our 86 miles of paved streets is by industry standards, calculated to be 62 million dollars. The General Highway maintenance line within the operational budget has remained virtually unchanged for two decades while the overall omnibus budget has nearly tripled to a value in excess of 30 million dollars. In order to initiate and sustain a road improvement program a substantial infusion of funds is necessary. The conservative estimate remains at approximately 1.2 million dollars per year total or an additional $800,000.00 to existing allocations. Applying $400,000-$500,000 a year to a backlog of work that approaches 10 million dollars places this department and the Town as a whole in dismal failure. Many roads are compromised to the degree that only a major reconstruction can bring them to an acceptable quality.

FLEET MAINTENANCE

The DPW is responsible for the repairs and preventative maintenance to all town vehicles and equipment excluding Fire Dept. apparatus. High performance police units, park, cemetery, and school vehicles as well as over 30 pieces of highway related machinery are serviced by department personnel. Outsourcing of highly technical repairs has become more frequent and therefore more costly. Due to the volatile global oil market, the overall cost of fuel and all petroleum based products continues to be a moving target. Applying a solid budget number to gasoline and diesel fuel costs is extremely difficult for Town Officials as well as department heads.

Throughout this year we installed a vehicle maintenance software program that has proven to be a valuable tool. Each repair is logged by department and vehicle identification number and memorialized in a data bank. Every vehicle can be tracked for part numbers, required services, as well as frequency and cost of repairs over the life of the equipment.

FACILITIES MANAGEMENT

The following is a list of buildings and properties maintained by the DPW:

DPW Garage 520 Chase Road	Public Safety Complex
Park Bldg. Leominster Rd.	Town Hall
Cemetery Bldg. Holman St.	Eagle House
Town Beach	Town Common
Ritter Bldg.	Teen Center

Old Primary School Veterans Park
All athletic fields/playgrounds excluding school properties

The ever increasing workload made necessary the addition of a second individual to assist with repairs and maintenance. The increase in staff by only one has significantly lessened the need for outsourcing, specifically preventative maintenance. Staff remains on-call 24 hours a day, 365 days per year.

Staff keeps buildings compliant and protects the safe running of the work environment. Any significant interruption of service within Town buildings carries the potential of disrupting or disabling necessary services provided to the community. The facilities support staff are problem solvers and technicians with a wide range of experience encompassing all of the construction trades. They deliver services or oversee those functions provided by specialized subcontractors. Staff manages and forecasts all of the building assets and prioritizes replacement costs. With the use of building maintenance software, requests for service are acknowledged immediately, prioritized, and completed in a timely manner. Those individuals requesting service are contacted upon completion of the tasks a history of the repair is filed electronically.

ENVIRONMENTAL

Storm Water

The Environmental Protection Agency has not yet set the requirements for the next phase of storm water regulation and permits. As we await the potential of yet another unfunded Federal mandate the Town remains in compliance with current protocol.

The DPW, as a result of limited funding is forced to become reactionary to roadway drainage issues. A capital program in the 1990's earmarked $20,000.00 annually toward rehabilitation/installation of piping and catch basins. The elimination of this dedicated funding placed the financial burden upon the overall General Highway maintenance allocation effectively reducing drainage repairs.

As roadways are scheduled for pavement, drainage is surveyed and necessary repairs are addressed. Little or no preventative maintenance, short of catch basin cleaning can be done due to a lack of available resources. At the conclusion of winter and again in the late fall, drainage structures in close proximity to open water are cleaned. Other structures throughout the Town are addressed as time and resources allow.

Waste Water

The DPW continues as the caretaker of the entire sewer system. In an effort to become more efficient the Sewer Commission has outsourced much of the day to day inspections and preventative maintenance of the overall wastewater system inclusive of 10 pump stations. Business management and oversight of the subcontractor remain the responsibility of the DPW.

Tree Removal

The infamous "Ice Storm of '08" continues to detrimentally affect trees in the Town right-of-way. Previously unnoticed damage together with dying limbs creates a backlog of tree felling and pruning that far exceeds the allotted budget. The department is unable to fulfill each resident request and must prioritize work based upon the calculated degree of danger to residents and property. A more efficient approach would involve a survey of all Town owned trees with a generated list of those requiring attention. Until a plan is in place, the DPW will act in a

reactionary mode. All work aside from brush removal, chipping, and the felling of small diameter trees is outsourced due to the required use of a bucket truck and a licensed professional. Each spring DPW staff moves Town-wide removing and disposing of woody debris within the right-of-way.

Landfill

The "capped" landfill off Young's Road is in compliance with the Division of Environmental Protection. The site is monitored regularly for excessive methane gas as well as the possibility of groundwater contamination.

The frequency of the testing was reduced through a special permit acquired as a result of consistently favorable results. The landfill site including the perimeter fencing is inspected on a regular schedule by DPW personnel.

Adjacent to the "cap" is a storage area for catch basin materials and street sweepings, both determined by the EPA to be hazardous waste. We are permitted to store these materials through the procurement of a (BUD) Beneficial Use Determination permit. The DEP requires yearly testing of these materials.

On weekends during the fall and springtime months DPW personnel oversee and manage the annual composting of brush, leaves and other organic debris providing a valuable service to our residents and add a valuable component to our recycling program. There has to date been no dedicated funding toward the organization or long range remediation of this location. Once again dollars will be taken from the General Highway line to maintain this location while keeping it environmentally safe.

Solid Waste

Public works monitors, orders, stores, and distributes trash bags in order to facilitate the curbside collection of trash and recyclables by our current vendor, Casella Inc.

Lake Shirley Dam

In the early 1990's, with the structure in need of repair/rebuilding The Lake Shirley Association turned over ownership of the dam to the Town. After completion of a total reconstruction, responsibilities for maintenance, monitoring, and record keeping was completed solely by a small number of volunteers from the Lake Association. In 2004-2005 custodianship of the dam, compliance with State dam regulations, the establishment of an operations manual as well as an emergency action plan was determined to come under the umbrella of the Department of Public Works. As with the storm water program and other EPA / DEP mandates compliance with current and future regulations is critical. We rely on the expertise and support of a professional consultant to assist with predetermined mandates. The most recent inspection resulted in a positive report.

WINTER OPERATIONS

Snow and ice present a major challenge to our town. Each Town department and the safety of the general public depend on the ability of the DPW to maintain our roadways in a safe condition despite the severity or the duration of snow and ice events. To that end we develop a winter operations procedure based upon a well thought out plan that must be flexible due to the unpredictability of each storm. A consistently high level of service is expected and must be delivered to every part of town in a timely manner.

Preparations begin with successful implementation of the Capital Plan. Rotation of the fleet in order to reduce breakdowns and minimize repairs is contingent upon resident support. Many of the front line vehicles are well beyond the optimum time for replacement. In the fall salt and sand are delivered to the Chase Road facility. Lunenburg is in a consortium with 14 other communities in an effort to procure the lowest possible price for salt. Individually the Town also solicits bids for road sand. From late summer to early fall vehicle maintenance staff inspects and prepares the trucks, sanders and plows for winter operations. During the construction season road crews address right-of-way issues, overhanging branches, and pavement defects in order to eliminate obstacles to plowing. Each division within the DPW is involved in winter operations. Typically DPW staff combines with 18-20 subcontractors to provide service.

Generally it is not the amount of snow but the duration of the event that determines the overall cost. For example, a fast moving snow storm of 6-8 inches will cost significantly less than a long duration freezing rain event even though the accumulation is much less. Historically, the department operates in a deficit due to a yearly allocation that is below the cost of an average winter.

PARKS

In conjunction with the three elected Park Commissioners, DPW staff oversees and maintains all parks and grounds exclusive of school property. A full time Park employee was replaced with seasonal workers. Much of the Town wide landscape maintenance is outsourced, resulting in a significant savings. The multi-use track complex remains under the control of the Commissioners with maintenance support from DPW personnel.

CEMETERY

One Cemetery Division Superintendent, a DPW employee, handles the duties of the North and South cemeteries, maintaining the grounds, coordinating burials, and meeting regularly with the three members of the Cemetery Commission. The DPW supplies equipment and support staff for, on average, forty burials a year.

As always, I am deeply appreciative of the continued patience and support of our residents and fellow Town employees as we persevere through these difficult times.

"As caretakers of the Town's infrastructure our goal is to preserve and enhance the resources of the Town of Lunenburg for future generations. To that end we strive to meet or exceed all expectations associated with the challenges of each of the divisions under the umbrella of public works"

GREEN COMMUNITY TASK FORCE

Reporting Period: January 1, 2015-March 30, 2015

Brief Project Summary:

Air Compressor Replacement - Turkey Hill Middle School (Complete)

Variable Speed Drives – Turkey Hill Middle School (Complete)

Exterior Pole LED Conversion- Public Library and Exterior Lighting Upgrade- Public Safety Building

The Public Library project installation of parking lot LED lighting and repairs to time clocks and photo-sensors is 85% complete. The six parking lot lights furthest from the building, all door lights including the canopy, and the bollards are running on one time clock. The three parking lot poles near the building are on a second time-clock. The three poles that operate dusk to dawn will dim to 50% after five hours and return to 100% after six additional hours. Conversion of six Bollards to LED is still pending receipt of materials. Invoices are pending from Di-Rock Electric Inc.

The Public Safety Parking Lot lighting conversion is expected to begin on or about April 17 and be complete by April 30, 2015.

Interior Lights to LED- Eagle House. Conversion to LEDs is 85% complete with $3,595.32 expended for lighting supplies from Bulbs.com. Lunenburg DPW personnel are installing the lamps. Remaining work including exterior lighting is expected to be complete by the end of April 2015.

Grant Amount: $157,225.00 Grant Funds Expended to Date: $13,657.82

Grant Funds Committed but not expended: $9,800.00

Submitted by Dave Blatt, Chairman

HISTORICAL COMMISSION

2014- 2015 saw Historical Commission members Cullen Dwyer, Rebecca Lantry, Lois Lewis, Richard McGrath and Amory Phelps very busy with the Planning Board and the draft Village District Bylaw process and where historical preservation would be included.

The final outcome was the Historical Commission's recommendation for a bylaw that would create an Architectural Preservation District. The draft bylaw was adapted from the Town of Ipswich's model and crafted to become Lunenburg's after much input from the Selectboard, Planning Board, Land Use Director Adam Burney, as well as from Lunenburg residents. Multiple meetings, rewrites and final presentation at Town Meeting resulted in this new bylaw as well as new protection and preservation of Lunenburg in its historic town center.

Report submitted by Rebecca Lantry, Chairwoman

Lunenburg Public Library

During FY 2014 and FY 2015 we continued our efforts in several areas: technology, collection development and programs. We completed an extensive overhaul of our technical infrastructure which included creating an entirely new website (www.lunenburglibrary.org). We have had great feedback on the website and are adding new aspects and information to it all the time. We included a link so the public can easily give us feedback or ask a question of the Library staff. The LPL also "virtualized" all of our public computers. This has been a huge success in both gaining efficiency – we decreased the time it takes to open the Library by 50%. By using NComputing virtualization devices we decreased our energy consumption by 70% and also decreased our computer maintenance cost by about 600% as we do not need to purchase, maintain, or replace CPUs any longer for our public computers. We also added a new Wi-Fi access point to increase signal strength and access. The Library was also part of a State-wide installation of fiber optic cable for improved access to the internet for rural communities. We partnered with the Town's Green Committee Task Force to migrate our exterior lighting to LED for more energy efficiency. In FY2016 we hope to do the same with our interior lighting.

In terms of services and programs we have continued our weekly PC Tech Sessions with Doug Pulsifer and also added a new bi-weekly E-Book Tech Session so you can learn how to operate and download all kinds of E-content. The LPL has begun to reach out to other community organizations and partner with them to bring services and programs to Lunenburg through the library. One example of this was providing one-on-one help with navigating new health insurance choices. We also help to promote the sale of the Friendly Seniors May Baskets which help support their organization and we hosted the Girl Scouts car-wash and many scout meetings. The Eagle Scouts worked on a face lift of our beautiful garden at the back of the Library. The Friends hosted their Cultural Horizon series of events, this time focusing on the Scandinavian culture. Sandy Altucher, our Digital Services Librarian has begun an ongoing weekly Writers Group – the one class/group very quickly became two due to the number of attendees.

During the winter that WAS the Library had some very challenging times with broken pipes, damaged ceilings and rooms. Our huge as in HUGE thanks to the DPW and the Fire Department for their quick action on that most horrible day for their quick response which saved us immeasurable damage to our collections and the building. We just, as May 21st, completed the repairs to the Library. FY16 should bring us a new burner and building management system which will help us avoid similar disasters in the future.

We said goodbye to our extraordinary Library Page, Jeff Dike, who went off to Boston and the Wentworth Institute of Technology. New Library Pages, Shelby Scorse and Joe Rager were hired and quickly learned the ropes at the LPL. One of the biggest, perhaps earth-shattering changes was the retirement of Kate McCarron, our Teen/YA Librarian for 23 years!! Kate's creative and heart-filled approached to job will be sorely missed.

In terms of the numbers FY2014 (FY2015 not available yet):

- added over 9,000 items to the collection
- circulated over 98,000 items
- interlibrary-loaned 22,628 items
- provided 313 programs – an increase of 47% over the previous year

Lunenburg Public Library

- logged over 10,000 uses of our public computers
- approximately 62,376 people visited the library

The Library staff would like to thank the Board of Trustees, the Friends of the LPL, and all of our many volunteers and townspeople for their continuing support. As always, please let us know your ideas for the collection, programs or services at the LPL. We really do love the feedback.

Submitted by Martha Moore, Library Director

SEWER COMMISSION

The five member Sewer Commission was originally established at the Special Town Meeting on May 6, 2006. At the May 2013 Town Election, Carl Luck and Mike Nault were re-elected for three year terms and the officers voted in were: Carl Luck –continuing as Chairman, Jay Simeone- Vice-Chairman and Dave MacDonald - Clerk. The other members are Butch Bilotta and Mike Nault. The Sewer Commission bears the responsibility of overseeing the Town's sewer system, planning for the future, and developing and implementing rules, regulations and policies. The Department of Public Works manages and maintains the operational side of the system. Under the Town Charter responsibility for the day-to day operation, care and maintenance of the sanitary sewers are under the supervision of the Town Manager. The Town of Lunenburg does not operate a sewer treatment plant. Approximately 76% of Lunenburg sewer is discharged to the City of Leominster, and the other 24% is discharged to the City of Fitchburg.

There are currently 730 properties connected to the Lunenburg system and another 390 that have access to town sewer but are not yet connected. During Fiscal Year 2014, forty new accounts connected to town sewer. The Commission billed out $656,440 in quarterly sewer bills, and had $53,730 of prior year delinquencies added to the owners' property tax bills for non-payment. Sixteen properties with access to sewer were assessed privilege fees that had not originally been assessed betterments. Privilege fees help to pay down the debt owed by the Town on the original sewer project.

The Sewer Commission was very proud to present a balanced budget during the FY15 budget process during FY14. This means that for the second time it was not necessary to transfer any monies from Retained Earnings to operate the Sewer Division of the DPW, which had been the case every year prior to FY14.The goal of the Sewer Commission is to maintain a balanced budget going forward and to build up the Retained Earnings so that it may used for major capital projects to maintain and improve the operating efficiency of the system.

In the spring of 2013, the Sewer Commission solicited proposals to convert from in-house service of the 10 pumping stations and sewer infrastructure to having an outside contractor perform the service and maintenance. The Sewer Commission selected *Small Water Systems Services* of Littleton for a one-year contract with the potential for up to three years starting in August 2013. Corey Dowd who had served as the Sewer Technician moved over to the Highway Division of the DPW. As the fiscal year 2014 drew to a close, the Commission has been very satisfied with the personnel, the work and the arrangement with *Small Water Systems Services* and has already put into motion to add to their responsibilities the maintenance of the 10 generators housed in our pumping stations with the next contract year. The Commission also worked hard over the course of FY14 with *Small Water* to explore the costs and benefits of installing SCADA systems in the pumping stations which allows for remote checking of alarms, hopefully reducing the number of call outs and expense.

The Sewer Commission had several large projects throughout FY14. In September 2013, the revision and implementation of the Sewer Use Regulations became effective. With this document, all bylaws, policies, rules and regulations were compiled into one document. One of the new policies developed and utilized this year was the Illegal Connection Policy for use when a property connects to the town sewer without obtaining the proper permits. A minimum fee of $5000 will be levied to the property owner along with back usage charges if the Commission learns of an illegal connection. The Commission offered "amnesty" to anyone who knowingly was connected and was not paying a sewer bill from the inception of the policy through October 2013. In Lunenburg, the water and sewer is billed separately, so a resident would know that they are illegally connected if they do <u>not</u> have a septic system and do <u>not</u> receive a quarterly sewer bill. The Commission would encourage any resident in that situation come forward to rectify it versus having the illegal connection discovered and be subject to substantial fines. The Commission also worked to enforce the Grease Trap Regulation for all food service establishments that have or should have a grease trap or grease interceptor. Annual permit fees were assessed in October 2013 based on the establishment's level of compliance and the reporting requirements clearly communicated. Lunenburg has 19 grease trap establishments. This regulation will continue to be strongly enforced as fats, oils and grease (FOG) can negatively affect the smooth operation and maintenance costs of the sewer system. While the Grease Trap Regulation focuses on commercial and public disposal,

individual home owners can also contribute a significant amount of grease into the system which increases everyone's costs. The Commission understands that education is an important aspect of their role and will continue to provide information to their customers to keep the sewer system running economically and efficiently by reducing the disposal of fats, oil and grease into the system to avoid blockages. Whether on sewer or septic, grease should not be put down the drain. Another enemy of the sewer system is "disposable wipes" which do not bio-degrade and bring our pumps to a halt. Nothing but organic waste and toilet paper should be put into the sewer system. In July 2013 when the State required that Leominster implement a "sewer bank fee" for the mandated Inflow/Infiltration remediation, they passed along that request to those towns which have flow processed by Leominster. The Lunenburg Sewer Commission adopted the I/I Sewer bank fee effective 7/30/13, to be collected along with the standard connection fee. The Commission, working with Weston & Sampson Engineering, continued their work to find sources of I/I (Inflow/Infiltration) by performing a house-to-house inspection in the Whalom area in the Spring of 2014, exactly what the Sewer Bank is designed for; to ensure that the Commonwealth of Massachusetts towns work to eliminate extraneous sources flowing into sewer treatment systems.

A major goal of the Commission is to increase sewer revenues by adding new customers both within the currently sewered areas as well as identified needs areas per the 2010 Town-funded Comprehensive Wastewater Management Plan (CWMP). During FY14, the Commission worked closely with several resident groups interested in sewer extensions to connect to public sewer. A group of seven residents on Lancaster Ave. worked successfully with the Commission on the installation of a privately-funded sewer extension from Whiting St. and accepted by the Town on November 7, 2013. A second group came forward with a request for the Commission's assistance to extend the sewer from Prospect Avenue to the Pine Grove Road area, as well as the Sunset Avenue area. This last extension would serve 42 parcels and eliminate an environmental concern for Whalom Lake. A second group came forward with a request for the Commission's assistance to extend the sewer from Prospect Ave. to the Pine Grove Rd. area, as well as the Sunset Ave. area. This last extension would serve 42 parcels and eliminate an environmental concern for Whalom Lake. Another area of town that had come forward in the past with interest in connecting to sewer (Pratt St. & Rennie St.) was included in the same application to the State. Both areas had two thirds support of the residents, so the Commission contracted with Wright Pierce, who had worked with the town on the 2010 CWMP, to put together the SRF Proposal application (PEF). It was submitted to the State to apply for low-interest loans from the State Revolving Fund (SRF) in August 2013. The proposal attained a sufficient rating to be assured of an SRF loan and the Commission presented the project at the spring Town Meeting in May 2014 and obtained approval to move the project forward. These extensions as proposed would have little impact to the system costs but would improve the bottom line by providing more revenue to the Sewer Enterprise Fund. Also during FY14 an additional private extension was brought before the Commission to connect a residence on Highland Avenue to the sewer main on Oak Avenue.

The Commission continued to work diligently with the Lunenburg Board of Selectmen and the City of Fitchburg to complete an updated Inter-Municipal Agreement (IMA), which went into effect 12/15/13, include converting the basis by which we pay Fitchburg to the amount of outflow as measured by in-ground flow meters at the town line. A major accomplishment of the new IMA was the elimination of a use "adder" which was a significant portion of the cost. These two issues have reduced the cost of sending flow to Fitchburg, as the switch to the meter basis went into effect in February 2014. The new IMA also includes terms for Lunenburg to pay for its portion of Fitchburg's proposed John Fitch Highway improvement project in order to secure a guarantee of access for future projected needs. This represents the first time Lunenburg has had to pay directly for capacity and during the remainder of FY14 the Commission worked to create the new Reserve Capacity Fee policy, which went into effect at the end of FY14. This policy ensures a fair sharing of the cost of purchasing additional capacity to new users. Chairman Carl Luck and past Chairman and current Board of Selectmen liaison, Bob Ebersole worked tirelessly with Fitchburg officials to get this agreement renewed with terms that are more favorable to the Town of Lunenburg. The Sewer Commission is grateful to them for their hard work and perseverance in getting this important agreement between Fitchburg and Lunenburg finalized. The Commission also wishes to thank Joe Jordan, who stepped down as the director of the Fitchburg Wastewater Division in June 2014 for his hard work and wishes him the best in his new endeavor.

During FY14, the Commission came up with several projects that they wanted to focus on going forward and champions of the projects were assigned. They are:

- Flow Rate/Metering – Mike N.
- Grease trap compliance – Mike N. & Dave M.
- Capacity Fee Policy – Carl L.
- Sunset Ave. Extension (Pratt) - Dave M.
- SWSS Generator Maintenance – Butch B.
- SCADA Implementation- Jay S.
- Business Systems and Process Improvement – Carl L.
- I/I Reduction – Troy D.
- Privately Funded Extension Policy Update – Troy D.

The Commission would like to thank Jay Simeone who stepped down in May 2014 for all his years of dedication and service. Following the May 2014 town election, the Commission was happy to welcome Troy Daniels. Bob Ebersole continues to serve as the BOS liaison and the Commission is grateful for his knowledge and counsel. They would also thank John Male for his years of dedicated and valuable service as the FinCom liaison to the Commission as he steps down and they wish him well. The Commission would also like to thank Jack Rodriquenz, DPW Director, for the seamless and smooth operation of the Sewer division of the DPW and also Jim Breault (DPW-Facilities), who when called upon also provides his expertise and service to the Sewer Department.

Current Officers:
Carl Luck, Chair
Dave MacDonald, Vice Chair
Mike Nault, Clerk
Butch Bilotta, Member
Troy Daniels, Member

TECHNOLOGY

The primary mission of the Information Technology Department is to increase efficiency through the use of technology. The IT Department enables all other town departments and schools to communicate and collaborate, manage daily tasks, organize, store, and share information, and generally conduct business more effectively. We also provide the necessary infrastructure, equipment, software, and expertise to comply with current regulations and methodology when interacting with outside agencies and organizations.

Our staff has remained the same this year, but our network administrator Josh Branham has taken on a full time position following graduating from Fitchburg State.

Steve Malandrinos – Information Technology Director

- Hired in December, 2012
- Previously an engineer at Cisco Systems, IT Director for the Town of Belchertown, MA and Belchertown Public Schools

Josh Branham – Network Administrator

- Over six years working for the town and school system
- Stepping into a full time role this year having successfully completed his Bachelor's Degree in Computer Information Systems – Congratulations Josh!

Alex Smith – Systems Administration (part time)

- Over three years working for the town and school system
- Currently half way through his senior year at Fitchburg State majoring in Computer Science

Along with serving as helpdesk for all users' daily technology issues and the usual maintenance and scheduled replacement of the town's and schools' technology assets, the IT Department has been involved with several high impact projects throughout the past fiscal year. The following examples are among the more noteworthy improvements that IT has implemented.

We have continued our efforts to virtualize all server hardware via VMware vSphere. Lunenburg High School, Middle School, and Primary School, as well as the Town Hall and Public Safety complex servers have all been converted to virtual machines. This conversion provides greatly enhanced management and backup, while creating a hardware-independent environment. If a physical server fails, the virtual servers can be moved to almost any available hardware, simplifying disaster recovery.

An enterprise-style Wi-Fi solution has been deployed at the Public Safety Complex. Replacing older, consumer grade equipment has given us universal coverage within the complex. The system also offers an open guest network enabling visitors to access the internet, while simultaneously providing a secure connection to internal networks and services for our police officers, fire fighters, EMS personnel and administration.

The technology department also assisted with the implementation of fleet management software for the Department of Public Works. Keeping track of use and maintenance schedules is absolutely critical for an organization which relies on a large and varied fleet of vehicles to

perform the ongoing tasks of keeping Lunenburg's physical infrastructure safe and functional for all town residents and visitors.

We continue to strive to leverage limited resources to improve efficiency wherever possible. I am very happy to have stepped into this role, and I couldn't be more pleased with the level of skill, hard work and dedication of my staff, Josh and Alex. I know that because of them we will continue to improve the technology landscape in Lunenburg while maintaining the positive reputation they helped to garner over the past several years.

Submitted by Steve Malandrinos, IT Director

PROTECTION OF PERSONS & PROPERTY

BOARD OF HEALTH

The Board of Health Office is located in the Ritter Library Building on the corner of Massachusetts Avenue and Leominster Road. Our office is on the upper level at the end of the hall on the right. We can be reached at 978-345-4146, extension 430.

The Board of Health, with the assistance of its agent, the Nashoba Associated Boards of Health, continued its mission to maintain its focus on public health and safety issues during 2014; reviewing Title V Inspection Reports, building permits, septic and well permits, nuisance investigations, housing inspections, complaints and general public health related issues.

Homeland Security planning is ongoing. Meetings continue between our agents, other Town Departments and regional entities to develop a plan for not only Lunenburg but with our partner towns in our region.

This year, we processed applications for septic permit lot tests, new construction permits, new wells and repairs or upgrades to septic systems and well permits. The Board continues its vigilance with regard to septic systems, wells, food service inspections, housing and nuisance complaints and its general mandate to protect the environment and ground waters of the Commonwealth.

The Board of Health provides numerous other services in cooperation with our health agents, the Nashoba Associated Boards of Health. In addition to our environmental services, numerous clinics are provided throughout the year to our residents. These clinics provide vaccine inoculations, blood pressure screenings, Well Oldster Clinics and dental screening. Fluoride treatment and dental checks of our youngsters in the school system are provided by the Nashoba dental staff.

The Town of Lunenburg participates in the Central Mass. Mosquito Control Project. Mosquito Control monitors the mosquito population in Lunenburg and advises of any potential diseases such as EEE and West Nile Virus. Residents who want to have their property sprayed can do so by emailing to: cmmcp@cmmcp.org, calling (508) 393-3055, or completing a request on their webpage at: http://www.cmmcp.org.

With our Nashoba Nursing and Hospice partners we provide in home visits to residents recovering from illness and hospice care and counseling to those in need of this service.

Please contact our office in the Ritter Building for more information.

Please remember that our Board Members volunteer their time and efforts on behalf of you, the Citizens of Lunenburg. If you have something that you think we can help you with, we are at your service.

Contact the Board office at 582-4146 ext. 430.

NASHOBA ASSOCIATED BOARDS OF HEALTH

Nashoba Associated Boards of Health continue to serve the local Board of Health in meeting the challenges of environmental and public health needs in Lunenburg. In addition to the day to day public health work conducted for Lunenburg we also provide the following services:

- Maintaining Nashoba's website to provide information for the public. *(See nashoba.org)*

- Nashoba assisted the Board with providing a school-located seasonal flu clinic at T.C. Passios Elementary School.

- Response to health related impacts of beavers through coordination with the local Board of Health in the issuance of the necessary permits.

- Response to state mandated changes in regulations requiring more frequent beach sampling through sample collection, submittal for analysis, and follow-up when results were obtained.

We look forward to continuing our work with Lunenburg's Board of Health**.**
Included in the day-to-day work of Nashoba in 2014 were the following:

- Through membership in the Association, Lunenburg benefited from the services of Nashoba staff including: Registered Sanitarians, Certified Health Officers, Registered Nurses, Nutritionists, Registered Physical & Occupational Therapists, Licensed Social Workers, Certified Home Health Aides, and Registered Dental Hygienists

- Provided health education programs in collaboration with the Lunenburg Council on Aging.

- Collaborated with Montachusett Home Care around elders at risk and other safety issues.

- Reviewed 87 Title V state mandated private septic system inspections for Lunenburg Board of Health. Received, reviewed, and filed these state mandated (but unfunded) Title 5 inspections. Corresponded with inspectors regarding deficiencies; referred deficient inspections to Lunenburg Board of Health for enforcement action

By the Lunenburg Board of Health's continued participation in the Association, you can shape your future local public health programs and share in the benefits of quality service at a reasonable cost!

NASHOBA ASSOCIATED BOARDS OF HEALTH

Environmental Health Department

Environmental Information Responses

Lunenburg Office (days).....76

The Nashoba sanitarian is generally scheduled to be available for the public twice a week on Monday and Wednesday mornings at the Lunenburg Board of Health Office. Other meetings occur informally.

This does not reflect the daily calls handled by the three Nashoba secretaries during daily business hours.

Food Service Licenses & Inspections.....……36

Nashoba annually mails out and receives applications from both restaurants and retail food businesses. Licenses are renewed for existing facilities. Plans are submitted and reviewed prior to initial licensing. Most licensees are inspected at a minimum twice a year. Where deficiencies are found, a re-inspection is scheduled to insure compliance. When a complaint from the public is received an inspection is also conducted. During this inspection health factors of food handlers is also investigated, and where appropriate medical consultation and laboratory testing may be required.

Beach/Camp Inspections..... 30

Camps are inspected at least annually at opening for compliance with State Sanitary Code, Chapter IV, 105 CMR 430.00. Public swimming beaches are sampled for water quality every week during the summer and more often if a problem is suspected.

Housing & Nuisance Investigations.....15

Nashoba, as agent for the local Board of Health, inspects dwellings for conformance with State Sanitary Code, 105 CMR 410.00, issues orders for correction, and re-inspects for compliance. Similarly, complaints from residents concerning unsanitary conditions or pollution events are investigated.

Septic System Test Applications.....51

Applications from residents proposing to build or upgrade a septic system are accepted, a file created, and testing dates are coordinated with the applicants engineer.

Septic System Lot Tests.....150

Nashoba sanitarian witnesses soil evaluations, deep hole tests, and, usually on a separate date, percolation tests conducted by the applicant's engineer which serve as the basis of the design of the septic system.

Septic System Plan Applications……54

Detailed plans created by engineers hired by residents proposing to build or upgrade a septic system are received, filed, and routed to the Nashoba sanitarian for review.

Septic System Plan Reviews .....…….49

Engineered plans are reviewed according to state code, Title V, and local Board of Health regulations and review forms are created and sent to engineer for revision. Subsequent re-submittals by the engineer are also reviewed.

Septic System Permit Applications (new lots).....….19

Septic System Permit Applications (upgrades)..... 24

Applicants' approved plan submittals and Board of Health requirements are incorporated into a permit to construct the septic system.

Septic System Construction Inspections.....103

Nashoba Sanitarian is called to construction site at various phases of construction to witness & verify that system is built according to plans.

Septic System Consultations.....33

During all phases of application, design, and construction the Nashoba Sanitarian is called upon for legal details and interpretation.

Well Permits.....22

Water Quality/Well Consultations.....46

Private wells are regulated solely by local Board of Health regulations, The Nashoba Sanitarian assist the Board of Health by reviewing well plans, securing well water samples, and interpreting water quality test results.

Rabies Clinics - Animals Immunized 6

Nashoba arranges for local clinics with cooperating veterinarians, arranging for dates and location, placing ads in local newspapers, and sending home flyers through local schools.

Nashoba Nursing Service & Hospice

Home Health

Nursing Visits..... **651**

Nashoba's Certified Home Health Registered Nurses visits provide skilled services to patients in their home under physician's orders. These services include assessment of physical, psychological, and nutritional needs. Skills include teaching/supervision of medications, wound care, ostomy care, IV therapy on a 24 hour basis, catheter care, case management and referral to other services as needed.

Home Health Aide Visits **153**
Nashoba's Certified Home Care Aides provide assistance with daily activities of daily living including bathing dressing, exercises and meal preparation.

Rehabilitative Therapy Visit..... **427**
Nashoba Therapists provide skilled physical, occupational, speech, and dietary therapeutic interventions through assessment, treatment and education. Their integration of client, caregiver, and medical outcomes aims at attaining maximum functional dependence.

Medical Social Service Visits.....**23**
Nashoba Social Workers provide short-term assistance to patients at home for counseling and referral to community resources.

Hospice Volunteer and Spiritual Care Visits……**17**
Nashoba's Volunteers and Clergy provide patients with emotional and spiritual support, companionship and guidance.

Clinics

Local Well Adult, Support Groups, & Other Clinic Visits 261
Visits include well adult clinics, and immunization, cholesterol exercise, mental health and bereavement clinics.

Number of patients that attended
Flu Clinics held in Lunenburg……138

Number of patients whom attended Well
Adult Clinics from Lunenburg 119

Communicable Disease

Communicable Disease Reporting & Control
Nashoba's Nursing Service & Environmental Health Department work together to meet the local Board of Health's responsibilities under the law to do the following:

- Investigate and control the spread of communicable diseases within Lunenburg (MGL Chap111, Sec 6, 7, and 92-116). Nashoba works with the Massachusetts Department of Public Health (MDPH) in

this area.

- Receive and process reports from physicians concerning cases of diseases "dangerous to the public health" as defined by MDPH (MGL Chap111, Sec6)
- Notify MDPH Division of Epidemiology and Immunization within 24 hours of receiving notice of any case "dangerous to the public health".
- Receive reports and undertake follow-up as necessary regarding certain food borne and waterborne diseases and diseases being monitored by the MDPH.
- Receives reports, investigates and conducts follow-up on all incidences involving positive rabies results.

Number of Communicable Disease cases

Investigated.....55
Confirmed.....23

Communicable Disease Number of Cases

- Anaplasmosis.....1
- Encephalitis.....1
- Enterococcus.....2
- Giardia 1
- Hepatitis C 3
- Influenza 7
- Lyme Disease 4
- Norovirus 1
- Strep Pneumonia.....1
- Strep B 1
- Salmonella 1

Health Promotion

- Nursing Visits 43
- Rehabilitation Visits 1
- Medical Social Services 1

NASHOBA ASSOCIATED BOARDS OF HEALTH

Dental Health Department

Examination, Cleaning & Fluoride - Grades K, 2 & 4

Nashoba's Registered Dental Hygienists, operating out of the school nurse's office and records, provide these services to those children whose parents have given written consent.

Students Eligible..... 479
Students Participating.....220
Referred to Dentist.....17

Instruction - Grades K, 1 & 5

Nashoba's Registered Dental Hygienists also provide classroom instruction of cleaning and maintaining health teeth to all children in these grades.

Number of Programs.....10

FIRE DEPARTMENT

The Firefighters and Emergency Medical Technicians of the Lunenburg Fire Department are dedicated to providing the highest quality, most cost effective fire and emergency medical services to the citizens of the Town of Lunenburg.

In 2014 the Fire Department responded to 1957 calls for service as follows:

Fires & Hazardous Conditions	521	Emergency Medical	914
Inspections	458	Other	64

Fire Department staffing today is five career staff and forty- forty-five on call firefighters and emergency medical technicians. The station is staffed Monday through Friday from 6 a.m. - 6 p.m. However, on weeknights and weekends all of our personnel respond from home on an "on call" basis. This adds several minutes or more to our response time as personnel must respond to the station, pick up the appropriate equipment and then respond to the call. This staffing model has not seen a substantial change in over 30 years, even though we have experienced a nearly 400% increase in calls for service during that period. While we have added four additional full time personnel in that time to bolster our day time response, it has only resulted in a 12% increase in the time the station is manned. We still rely on our on call personnel to be the primary responders 64% of the week.

2014 was our busiest year to date, and given the growth occurring in town, I can only anticipate further increases in service requests. While the commitment shown by our call force is nothing short of amazing, the ever increasing call volume is straining our ability to provide the high level of service townspeople have come to expect. These factors lead me to continue to call for 24 hour staffing in the station. Sufficient funding to maintain two Firefighter/EMT's in the station 24 hours a day, 7 days a week would allow either the first ambulance or first piece of fire apparatus to respond immediately. Not only would this reduce our response times to critical emergencies, it would also reduce the "wear and tear" on our call staff. This coverage would in no way reduce the need for our on call personnel; it would only supplement their response and reduce response times.

Our firefighters continue to train for the myriad of situations which can be encountered even in a town such as ours. Today's firefighter must be skilled in not only firefighting, but medical care, hazardous materials mitigation and technical rescue. Our EMT's must continue to stay abreast of the latest treatment protocols and advances in lifesaving skills. Personnel train regularly both here at the station and at classes sponsored by other agencies. While they are compensated for some of the training, the vast majority is done on their own time. To give an example, a new Firefighter/EMT must attend over 340 hours of basic firefighting and emergency medical technician training. Once they are certified they must complete over 40 hours of continuing education and refresher training every two years, just for their EMT. Operators of fire apparatus must complete an additional 65 hours of training in pump and aerial operations, hydraulics calculations and vehicle operation.

Several of our personnel are members of Regional Technical Rescue units, providing services for Confined Space and Cave in Rescue, as well as Underwater Search and Recovery. They stand ready to respond as needed throughout Northern Worcester County.

2014 continued to be an active year for our fire prevention efforts. By law we are required to inspect smoke and carbon monoxide d Personnel also continue to provide fire safety education to not only children in our schools but adults as well. Other fire safety initiatives undertaken during 2014 include:

- Implementation of a Department of Fire Services Grant in the amount of $4,900 to assist with fire safety education in both the schools and with senior citizens. This program, known as SAFE and Senior SAFE was renewed in late 2014 with an additional $7,200 in grant funding.
- Participation in the senior center's "Sand for Seniors" Program. This program provides buckets of walkway sand for senior citizens who were unable to obtain it for themselves in the winter months. In partnership with this program, our Fire Prevention Officer Captain James Ricci would deliver the sand to the residents and when possible, inspect their homes for smoke and carbon monoxide detectors. If the resident was lacking detectors, Capt. Ricci would install free detectors obtained through the Senior SAFE Grant. Capt. Ricci has installed well over 50 smoke and carbon monoxide detectors for our seniors since the inception of this program.
- Lieutenant Mark Bursch completed the Fire Academy's "Public Life Safety Educator" Program. This provides us another certified educator to provide fire and life safety educational programs to the public.

Several members are also Certified First Aid and CPR Instructors and provide training to both citizens and town employees.

Our department continues to actively pursue grant funding opportunities as they occur, though those opportunities are becoming scarcer.

The new ambulance funded under the FY '14 Capital Plan was received in late June and placed in service as Rescue 1. The unit has seen steady service since then and will service the community for many years to come. The former Rescue 1 (2008 vintage) was re-designated Rescue 2 and serves as our back-up ambulance. The 2004 vintage unit was traded in.

The replacement for Engine 1 approved in the FY '15 Capital Plan has been ordered and is expected to arrive in May 2015. This new unit will become our "first due" engine and will replace a 1991 model.

Apparatus replacement continues to be a concern. FY'15 has seen a significant increase in vehicle maintenance costs, particularly with the older apparatus. The replacements of the above units will hopefully decrease some of our vehicle maintenance costs. However, two of our front line units (Engine 4 and Ladder 1) are over 20 years old and showing their age through increasing maintenance costs and "out of service" time. These units are included the department's 5 Year Capital Plan for replacement in FY '17 and FY '18 respectively and it is hoped that due consideration will be given for their timely replacement. The high reliability required of front line emergency apparatus becomes increasingly expensive and difficult to maintain as these units reach the end of their life span.

Firefighters Matthew Benoit, Michael Byrne and Timothy Downey graduated from the Massachusetts Firefighting Academy's Call/Volunteer Training Program. This intensive 6 month program provides the basic skills firefighters need to operate in today's challenging environments. All newly hired firefighters are required to complete this program within one year of hire. In addition, Firefighters Benoit, Downey, P. Andrew Duquette and James Reynolds obtained their certification as Emergency Medical Technicians.

In October 2014 two Lunenburg Firefighters were recognized at the Annual Firefighter of the Year Awards, held at the JFK Library in Boston. This was the first time that any of our firefighters have received this recognition in the 25 year history of the awards. Captain James Ricci received the Norman Knight Award for his outstanding efforts in Fire Prevention and Safety throughout the Community. Firefighter Austin Flagg received recognition for his rescue of a badly injured resident from a structure fire in January.

In conclusion, I would like to thank the members of the Lunenburg Fire Department for their outstanding commitment to the Town. Their enthusiasm, professionalism and dedication continue to impress me every day. I would also like to thank the other department heads, boards and commissions for their continuing help. Most people do not realize the level of interdepartmental cooperation that occurs in the daily course of town business. My thanks also go out to the Citizens of Lunenburg for their ongoing support of public safety. It is that support that allows us to continue providing the services you expect from us.

Report submitted by Fire Chief Patrick A. Sullivan

Roster of the Lunenburg Fire Department- 2014

Patrick A. Sullivan, Chief of Department*

Peter J. Hyatt, Deputy Chief

James Ricci, Captain/EMT
Scott Dillon, Lieutenant/EMT-I*
J. Gregory Massak, Lieutenant/EMT
Rev. Andrew C. Burr, Chaplain

Kenneth Jones, Captain/EMT-I*
Mark Bursch, Lieutenant/EMT*
Shawn McKenna, Lieutenant/EMT
Karen Weller, Paramedic/EMS Coordinator*

Seth Bernanchez, Firefighter
Matthew Benoit, FF/EMT
Richard Bishop, EMT*
Jason Boyle, FF/EMT*
Eric Bursey, Firefighter
Michael Byrne, FF/EMT
Joseph Cardone, FF/EMT
Alex Cloutier, Firefighter
Darrell Demers, Paramedic
Timothy Downey, FF/EMT
Maureen Crowley, EMT
Gregory Dik, FF/EMT*
Paul A. Duquette, Firefighter
Austin Flagg, FF/EMT*
Carl Gamberdella, Firefighter
Matthew Glenny, FF/EMT*
Patrick Hakey, FF/EMT*
James Hamilton, Firefighter*
Jamie Hawkins, FF/EMT
Alan Herget, EMT

Kristen Hirsch, EMT
Richard Howard, II, FF/EMT*
Kristopher Klein, Firefighter*
Skyler Kozloski, FF/EMT
Christos Lekaditis, FF/EMT*
Peter Lekaditis, FF/EMT
Charles Lowe, FF/EMT
Ryan Major, FF/Paramedic*
Kevin Martin, FF/EMT-I
Thomas J. McCormack, Firefighter
Timothy Paton, Firefighter
Ian Reynolds, FF/EMT
James Reynolds, FF/EMT
Lori Roy, Paramedic*
Sean Roy, FF/EMT
Charles Sampson, EMT
Jamieson Shea, FF/Paramedic
Robert Szocik, FF/EMT
Kelly Szocik, EMT
Thomas Wilson, FF/EMT*

*Indicates member of Specialized Rescue Teams including Dive, Cave In and Confined Space Rescue Teams

CHIEF JAMES P. MARINO



"Police must secure the willing co-operation of the public in voluntary observance of the law to be able to secure and maintain the respect of the public."
Sir Robert Peel

Mission Statement

The mission of the Lunenburg Police Department is defined by a more advanced style of policing that emphasizes personal service and community problem resolution, and accentuates the uncompromising integrity, trust, respect, and accountability, of the police officers who are committed to providing a safe and secure environment for every citizen.

The men and women of the Lunenburg Police Department are required to accept, support, and carry out this mission in a manner consistent with our core values and with distinction, given all practical resources, in the interest of the protection of life and property, preventing crime, and preserving peace.

Core Values

Courage—we, the men and women of the Lunenburg Police Department, accept as our primary obligation to be physically, morally, and mentally strong against the challenges we bear as law enforcement officers; always standing firm in the face of danger, confronting threats without apprehension, placing the safety and security of others before our own with honor.

Integrity—we possess an uncompromising sense of rectitude with undying respect and concern for humanity while safeguarding the dignity of all people; we are committed to the highest level of moral principles and ethics in our actions and appearance worthy of the public trust; never placing ourselves above the law and always inspiring the confidence of our community whether on or off duty.

Commitment—we will work together as a team, promoting leadership within the organization, among our peers and throughout the community; we are committed to faithfully meeting the demands of our profession, achieving organizational goals that serve the public, and performing all of our duties to the best of our abilities with dedication and determination; preserving the reputation and morale of the police department; always accepting responsibility for our actions, always consistent, fair and impartial; treating all citizens with dignity and respect, and always concerned with the welfare and quality of life for all people.

Administrative
Chief James P. Marino
Public Safety Coordinator Linda Carrier
Lieutenant Michael Luth

Patrol Supervisors
Sergeant Thomas Gammel
Sergeant Sean Connery
Sergeant Jack Hebert

Detectives
Detective Sergent Jeffrey Thibodeau
Detective (Vacancy)

Community Outreach
Officer Sean Zrate

Traffic/ K-9
Officer Joshua Tocci

Patrol Officers
Officer Robert Diconza, Officer Joshua Mathieu, Officer Jonathan Broc, Officer Peter Lekaditis, Officer Brad McNamara, Officer Deven O'Brien

Desk
Officer Lisa Melnicki

Reserve Intermittent Officers
Officer Stan Barney, Officer Donald Letarte, Officer Paul Grunditz, Officer Linda Carrier, Officer Robert Ayles, Officer Michael Connors, Officer Robert Dacosta, Officer Ben Campbell, Officer Samantha Hudson, Officer Lisa Melnicki, Officer Quinn Smith, Officer Julie Salas, Officer John Morreale, Officer Vern Beauvais, Officer Jacob Lachance.

Retirements
Reserve Officer Alphonse Baron, Reserve Officer Walter Godfrey

Officer Alphone J. Baron was hired by the Lunenburg Police Department as a full time officer on October 18, 1971. He retired on March 22, 2002 and decided to stay with the police department as a reserve intermittent officer. Officer Baron decided to permanently retire in July of 2014. We at the Lunenburg Police Department would like to express our sincere gratitude for the service Officer Baron provided to this community for so many years. We wish him the best of luck in his retirement.

Officer Godfrey served as a Reserve Intermittent Police officer with the Lunenburg Police Department since June 7, 1988. Officer Godfrey retired on January 26, 2015. We would also like to express our sincere gratitude for the service Officer Godfrey gave this community. We wish him the best of luck in his retirement.

New Arrivals

Officer Deven O'Brien (Full Time Officer)
Officer Julie Salas (Reserve Officer)
Officer John Morreale (Reserve Officer)
Officer Jacob Lachance (Reserve Officer)
Officer Vern Beauvais (Reserve Officer)
Officer K-9 Jerry (Full Time Officer)



Regional Dispatch and the Desk Officer



Reminder-- On June 28th, 2013 the Police and Fire Dispatch transitioned to a regional Public Safety Answering Point, (PSAP) located on Barnum Road in Devens. The business phone numbers remain the same.

Police dial (978) 582-4531
Fire dial (978) 582-4155
Dial 911 for emergencies

A desk officer is on duty at the public safety building from 7 am to 3 pm. After 3 pm and on weekends the public is asked to use the call box at the entrance of the public safety building for any Police/Fire business or emergencies.

Incidents, Arrests, Calls For Service, & Crime Rates

Calls for service have increased by 13.3 percent over last year, nearly twice the amount predicted last year, and 35.7% over the past five years. More than 3000 man hours were used this year responding to calls.

Reportable incidents and Field Interviews are all crimes that did not originate as arrests, and would need to be investigated and reported on or an interview with a suspect or victim was necessary and reported grew by 8.3% over last year. Incidents and Field Interviews have risen over the past five years by 80.8% with an average annual rate of 12%. Officers expend an enormous amount of time investigating, following up, and reporting on incidents. This year the man hours to complete just reports for incidents and field interviews exceeded **1700.**

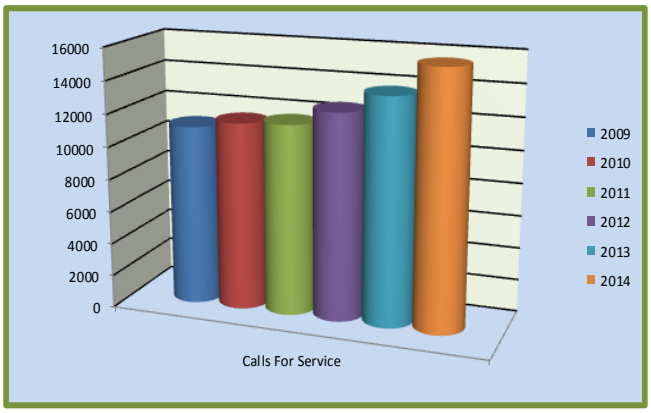

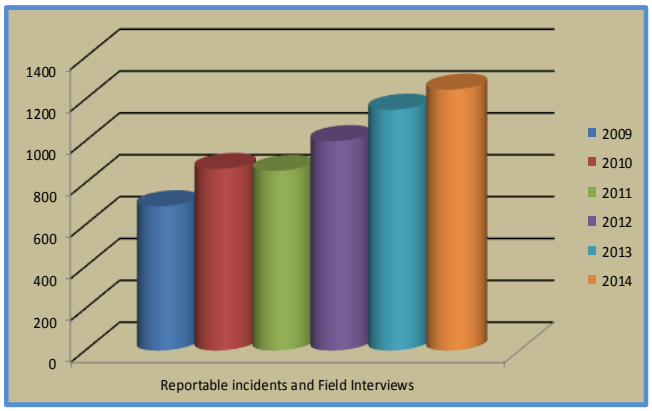

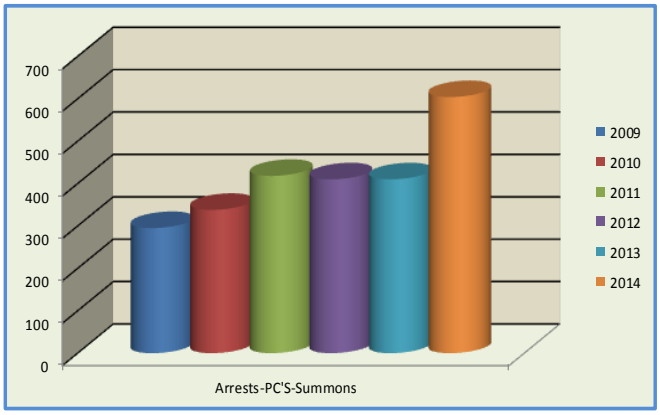

Arrests, Protective Custody and Criminal Complaint Summons have increased by 47.3% over last year and 78.6% over the past five years with an average annual rate of 15%. To assure the safety of the officers and detainees department policy requires a minimum of two officers for all arrests and bookings. The average arrests including, processing at the scene of arrest, transporting to the police lock-up, booking, processing evidence, completing arrest reports and related documents, and then transporting the prisoner to court takes approximately four (4) hours.
Many time two officers will be scheduled per shift. When an arrest commits both officers additional help will be called in at the overtime rate to handle calls.

Violent crime rose to 6% above last year with Simple assaults responsible most of the increase. Property crimes increased by 28%. Burglaries went down with Shoplifting/Larceny, Forgery and Fraud driving the increase. Drug and weapons violations cause crimes against society to increase 63%. Disorderly conduct, alcohol related crime, driving under the influence and trespassing topped the Group B crimes with a 64% increase.
The rise in crime can be attributed to many factors such as the unemployment rate. The increase in drug related crimes could be due to a sharp rise in opioid addiction. Modes of transportation have increased. The geographical location places

Lunenburg on the border of the two largest cities in Worcester County. Criminal Offenders from other jurisdictions account for a significant part of the crime rate. Other factors include increase in population, effective strength of law enforcement, administrative and investigative emphasis of law enforcement; areas that could be improved with increased staffing levels.

Group A Crimes Against Persons

- Forcible Rape
- Sexual Assault
- Aggravated Assault
- Simple Assault (*Responsible for the largest increase*)
- Intimidation
- Statutory Rape

Increase of 6% above Last Year

Group A Crimes Against Society

- Drug/Narcotic Violations (*Responsible for most of the increase*)
- Prostitution
- Weapon Law Violations

Increase of 63% over Last Year

Group A Crimes Against Property

- Robbery Burglary/Breaking & Entering
- Larceny
- Shoplifting
- Larceny from a motor vehicle
- Motor Vehicle Theft
- Forgery
- Fraud
- Stolen Property
- Destruction of Property/Vandalism

Increase of 28% above Last Year

Group B Crimes

- Bad Checks
- Disorderly Conduct
- Driving Under the Influence
- Drunkenness
- Liquor Law Violations
- Runaways (18 or under)
- Trespass of Real Property
- All Other offenses

(*The largest increases were Trespass and Alcohol Related Crime*)

Increase of 64 % over last year

Current Issues

As of December 20, 2015 the 3 pm to 7 pm, Monday thru Friday, Desk Watch officer position has been discontinued. Lack of funding will not allow me to keep the public safety building open during those hours.

As I have continually emphasized; leaving a public safety building un-manned in a community such as ours raises fundamental questions, irrespective of fiscal restraint, about the police department's and fire department's day to day operations, the services demanded by the public, and the safety and security of the building and the community.

The importance of the desk officer position with respect to the service it represents is evident. A sample of data revealed that that in a 35 day period, from the 2nd of September to October 21st, 35 days, 709 calls were logged and the public visited the lobby for police or fire service 414 times. The day shift desk officer investigated 136 complaints in the lobby over the past year; larcenies, missing persons, violations of restraining orders, served harassment orders, restraining orders, motor vehicle accidents, motor vehicle complaints, neighbor disputes, medical emergencies, child abuse annoying

phone calls, threats, trespassing, vandalism, sexual assault, processed 61 firearms licenses, registered 6 sex offenders just to name a few. The 3 pm to 7 pm shift which was cut back in December, logged nearly half again that of the daytime desk officer.

Staffing issues never seem to go away. The town has far outgrown its police department. The increased demand for service with inadequate staffing has a direct effect on our ability to decrease overtime, reduces officer initiated activities, and compromises our crime clearance rate. The demand for service has increased 35.7% over the last five years. Calls for service, arrests, criminal complaints, and incidents continue to increase dramatically. Patrolling the streets to increase visibility, to reduce the fear of crime, or prevent crime has become problematic again this year because the work load has increased. Again this year officers had to be called in or were held over their regular scheduled shifts to meet the work load demand. In the first six months of Fiscal 2015 officers were called in for various reasons 104 times, a 44.4% increase over last year. As I have said in the past, growth will continue to bridge the gap between staffing levels and the workload. Services will never rise to an acceptable level without a meaningful increase in the amount of police officers we employ.

Emergency response will never change. The police will always have to respond to emergencies, and the community will have to provide an adequate level of police staffing to perform this function with respect to reasonable response times, with respect to the safety of the public and with the safety of police officers in mind, and not the least of which to reduce exposure to civil liability.

Non-emergency response where officers respond to calls and collect information and evidence and take statements necessary to solve crimes, will also continue to climb in numbers with social change and growth.

Quality of life issues come under the classification of officer initiated calls. An example of this level of policing is traffic enforcement and crime prevention. The public expects the same service with both these levels of law enforcement and these are the services that suffer the most from budget cuts and inadequate staffing. When the police have no time to properly investigate crimes, engage the community to solve problems, or provide quick emergency response because of the increased demands placed on individual officers due to poor staffing levels, then the community will quickly see the police as ineffective. The community will be less and less interested in supporting a service that has no value.

Thank you again this year for allowing me to serve as your Chief of Police. I fully appreciate and I value, and I thank you for the support the town has shown the police department. I humbly ask for your uncompromising commitment going forward as I seek funding for additional staffing and desk service at the public safety building so that I can provide the services that Lunenburg needs, that Lunenburg deserves, and that Lunenburg is entitled to.

Despite all these challenges we face, Lunenburg is still a safe place to reside or visit. I can assure you the men and women of the Lunenburg Police Department stand by our promise to carry out our mission and to realize our vision; to give the best service, to guarantee the greatest security and provide safest environment for every citizen.

Respectfully submitted,

Chief James P Marino

Chief James P. Marino

PLANNING

CAPITAL PLANNING

Lunenburg's Charter specifically mandates that a Capital Planning Committee prepare a Fiscal Year (FY) Plan and a Capital Improvement Plan. These plans are to be presented to the Town Manager.

As noted in the past reports, the criterion for any capital request includes Mandates, Safety, Need, Crisis, Cost Effectiveness and Ability to Fund. The Capital Planning Committee has to review each request under these six elements. Not only do they have to determine that the request fits within the criteria, but they have to prioritize the level that meets the criteria. Therefore, not all requests are included in the FY Plans, mostly due to funding. The result of the proposed FY Plans provides the needed service for safety and protection of the public, the upkeep to our schools and the management of government.

At the Annual Town Meeting May 2014, the following items, totaling $ 1,114,152, were presented in the FY15 Plan.

DEPARTMENT	AMOUNT	ITEM
School	$138,000	School Asbestos
Fire Department	$550,000	Engine 1
Police Department	$ 40,000	Radio Infrastructure
Police Department	$ 46,000	Marked Vehicle
Public Safety	$ 12,000	Epoxy Floors
Police Department	$ 14,000	Rifles, Shotguns, Shields
School Department	$ 14,000	Upgrade Control System
School Department	$ 25,000	School Technology
Town Technology	$ 40,000	Technology, Town-wide
Senior Center	$ 10,000	Carpeting
Fire Department	$ 30,000	Car 2
DPW	$ 35,000	Asphalt Roller
Marshall Park	$ 37,000	Parking Lot
Senior Center	$ 15,798	HVAC Repairs
Town Technology	$ 14,400	Technology, Town-wide
School Department	$ 25,000	School Technology
Senior Center	$ 11,430	Sprinkler
Library	$ 36,524	Carpet
Ritter Building	$ 20,000	HVAC Repairs

The committee meets each year after the Capital Budget is presented to the Town Manager and considers improvement to the methodology of creating the budget. In future preparation the committee will conduct more meetings on site.

Marion Benson, Planning Director, Chair
Jamie Toale, Board of Selectmen
Colleen Shapiro, School Committee
Steve Raboin, Finance Committee
Dennis Mannone Jr., Citizens' Representative

PLANNING BOARD

The Planning Board welcomed new member Kenneth Chenis and returning member Matthew Allison. Emerick Bakaysa resigned from the Board after serving some twenty years. Marion M. Benson retired from her position as Planning Director after serving on the Planning Board since 1983, and assuming the position of Planning Director in 2005. The Planning Director's position was replaced with a Land Use Director position to coordinate the activities of all boards and departments involved in land use/development in town. Adam R. Burney, previously serving as Acting Director of Development & Inspectional Services for the Town of Auburn, was hired as Land Use Director.

The Board signed eleven (11) ANR plans (subdivision of lots for separate building lots).

Emerald Place at Lake Whalom continued construction according to the approved plan with three different housing styles.

Tri Town Landing, Youngs Road was awarded some tax credit funding and hopes to begin construction on Building 4. Buildings 1, 2, and 3 are occupied as rentals and all ninety-nine (99) units have been rented.

Stone Farm Estates, Massachusetts Avenue is still being constructed to completion.

Highfield Village, Northfield Road is still in review. Several extensions have been given.

Whitetail Crossing plans on requesting town acceptance of the roadway interior at May 2015 Town Meeting.

Sequoia Drive and Whites Woods Phase III are building upon request.

At May Town Meeting the Town passed an article to add the Registered Marijuana Dispensary Bylaw to the Zoning Bylaws. This bylaw governs the placement of these facilities in suitable locations, minimizing the adverse impact by regulating the siting, design, placement, and security of these facilities.

In conjunction with the Montachusett Regional Planning Commission, a Housing Production Plan was designed. This plan, approved by both the Board of Selectmen and the Planning Board, will aid Lunenburg in guiding housing development and can influence the type, amount, and location of affordable housing. In January 2015, the plan will be forwarded to the State for approval.

A Village Center District Bylaw was crafted to be presented as a warrant article at May 2015 Town Meeting. The creation of this new district in the Center is intended to encourage growth that creates a dynamic active environment while retaining the area's existing character.

Chair Joanna Bilotta-Simeone is the Board's representative to the Montachusett Regional Planning Commission and the Capital Planning Committee. Nathan Lockwood is the

representative to the School Building Committee and the liaison to the Open Space Committee. Kenneth Chenis is the representative to the Montachusett Joint Transportation Committee. Damon McQuaid is the representative to the Building Reuse Committee. Matthew Allison is liaison to the Agricultural Commission. Adam Burney is liaison to the Green Community Task Force.

The Planning Board continues to work toward the goals as identified in the Master Plan for the betterment of the Town.

Joanna L. Bilotta-Simeone, Chair
Nathan J. Lockwood, Vice Chair
Damon McQuaid, Clerk
Kenneth Chenis, Member
Matthew Allison, Member
Adam R. Burney, Land Use Director

ZONING BOARD OF APPEALS

The Zoning Board of Appeals heard many petitions during calendar year 2014. There were several applicants seeking special permits and special permits for dimensional variations. The Zoning Board meetings are held on the second and fourth Wednesdays of the month on an "as needed" basis.

The Zoning Board consists of the following members: Donald F. Bowen, Chairman, Raymond Beal, Vice Chairman, James Besarkarski, Alfred Gravelle, Hans Wentrup and Associate members, David Blatt, Paul Doherty and Sheila Lumi. Lisa Normandin serves as the Administrative Assistant to the Zoning Board.

The functions of the Zoning Board of Appeals as required by statures are as follows:

1. To hear and decide applications for Variances from Town's Protective By-Laws as authorized in the By-laws.

2. To hear and decide applications for Special Permits as authorized in the Town's Protective By-laws.

3. To hear and decide appeals in accordance with Chapter 40A, Section 8 of the Massachusetts General Laws, as amended, from any person aggrieved by reason of his or her inability to obtain a permit or enforcement action from the Administrative Officer or Board in the Town, the Regional Planning Agency, abutting City or Town or other Administrative Official.

4. To act upon application for comprehensive permits in accordance with Massachusetts General Laws, Chapter 40B. The Zoning Board of Appeals reviews requests for comprehensive permits submitted to the Board under Chapter 40B by developers who wish to create affordable housing. These requests can, by law, circumvent local zoning ordinances.

The Office of the Zoning Board of Appeals is located in the Ritter Memorial Building, 960 Massachusetts Avenue. If you need any assistance from the Zoning Board of Appeals please contact us at 978-582-4146 X 421 during regular business hours. Zoning Board applications are available in the office of the Town Clerk and online at www.Lunenburgonline.com.

Donald F. Bowen, Chairman
Raymond Beal, Vice Chairman
James Besarkarski, Member
Alfred Gravelle, Member
Hans Wentrup, Member
Paul Doherty, Associate Member
Shelia Lumi, Associate Member
David Blatt, Associate Member

EDUCATION

LUNENBURG PUBLIC SCHOOLS
2014-2015

Our Vision: *The Lunenburg Public Schools prides itself on excellence. We provide a child-centered environment that challenges all learners to achieve their highest potential. This is accomplished through a partnership with a supportive community.*

Our Mission: *We prepare our students for life-long learning and responsible community membership.*

Our Guiding Beliefs:

- Education is a community partnership.
- Learning is reflective, creative, ongoing, and takes place in all environments.
- A successful school actively engages students and staff.
- All students have talents and can excel.
- Professional growth is fundamental to instructional excellence.
- All students are capable of learning and are entitled to instructional excellence.
- Staff and students are entitled to a safe, healthy and positive learning environment.
- An atmosphere of mutual respect is essential for learning.

Lunenburg School Committee

Chairperson: Gregory Berthiaume, Term Expires: 2016
Vice-Chairperson: Michael Mackin, Term Expires: 2017
Secretary: Heather Sroka, Term Expires, 2017
Member: Colleen Shapiro, Term Expires: 2016
Member: Brendan Grady, Term Expires: 2015

Regular Meetings

First Wednesday of each month - 7:00 p.m. at Town Hall - Televised
Third Wednesday of each month - 7:00 p.m. at Thomas C. Passios
Special meetings or changes in meetings are posted at Town Hall

Central Office Personnel

Superintendent of Schools
Loxi Jo Calmes, Superintendent
Elizabeth Petersen, Executive Secretary

Special Services
Julianna Hanscom, Director
Fran McCluskey, Admin. Secretary
Anne-Rose Coyle, Secretary (PT)

School Personnel/Business Services
Sandra Curley, Manager
Kerry Cooper, Accounting/Data Reporting

Facilities & Grounds
John J. Londa, Director
Robert Roy, Maintenance
Charles Swift, District-wide
Utility/Custodial
Brian Sanders, District-wide
Utility/Custodial
Transportation Service- Dee Bus Services

Technology/Network Service
Steve Malandrinos, Director
Josh Branham, Technician
Jordan Pochini, Technician

Cafeteria Services

Patricia Pichnarcik, Lunenburg High School Café Manager; Judy Haley, Turkey Hill Middle School Café Manager; Nadine Lorenzen, Lunenburg Primary School Café Manager

Superintendent's Message

I am honored to report to you another on another exciting and productive year for the Lunenburg Public Schools. Certainly the start of construction on the new middle-high school is a highlight. It has been inspiring to see the changes to the campus landscape and watch the building and one of three new fields be constructed. Site enabling began summer 2014 as local contractor Powell Stone and Gravel started removing topsoil and trees so construction could get underway. We all experienced a sense of loss with the removal of most of the trees from the front lawn, but that feeling was soon replaced with excitement as the footprint of the new building was made distinct and the grading, leveling, irrigation and sod installation on the front field progressed. The ceremonial groundbreaking was held October 18, 2014 in conjunction with Homecoming. What a proud and glorious day that was for our community! Certainly the best speeches of that day were delivered by students Lauren Basque, President of the Class of 2016, the last class to graduate from the currently Lunenburg High School and Brendan Tobin, President of the Class of 2017, the first class to graduate from the new school. Planning for the next milestone ceremony, the "Topping Off" is underway. This ceremony is a steelworker's tradition for placing the last beam.

The building project progressed from site enabling to the pouring of footings and frost walls. Work on the front field was completed in mid-October. The sod and grass require at least one growing season before use and the intent is to bring the field on line no later than Fall 2015. School athletes and Town youth program participants and their coaches have cooperated well to share the limited field space that remains during construction with all soccer programs needing to go off-site. I want to recognize and thank Athletic Director Peter McCauliff and members of the Lunenburg youth sports groups for their efforts in scheduling the limited fields.

Structural steel arrived at the site in December and the first column was placed December 8, 2014. It was remarkable how quickly the erection of the steel progressed, and by January the high school wing and auditorium steel were in place and the high school wing wrapped. The temporary tent enclosure with temporary heating and lighting services allows work to continue in winter conditions. The historic snow fall and frigid temperature in the final days of January and through February slowed, but did not halt progress. In the final week of February, as I write this report, construction activities include: steel erection, roof and second floor decking installation, temporary utility service work and underground mechanical/electrical/plumbing (MEP) work.

In Area/Building "A" where the High School classrooms are located, steel erection and decking installation is nearing completion. Remaining work related to slab on deck and sloped roof decking is scheduled to be completed during February, 2015. Installation of roof edge and exterior framing is scheduled to commence late February, 2015 and continue through early spring. Installation of roof drains with mechanical, electrical, and plumbing (MEP) penetrations will commence in early March, 2015 if weather permits.

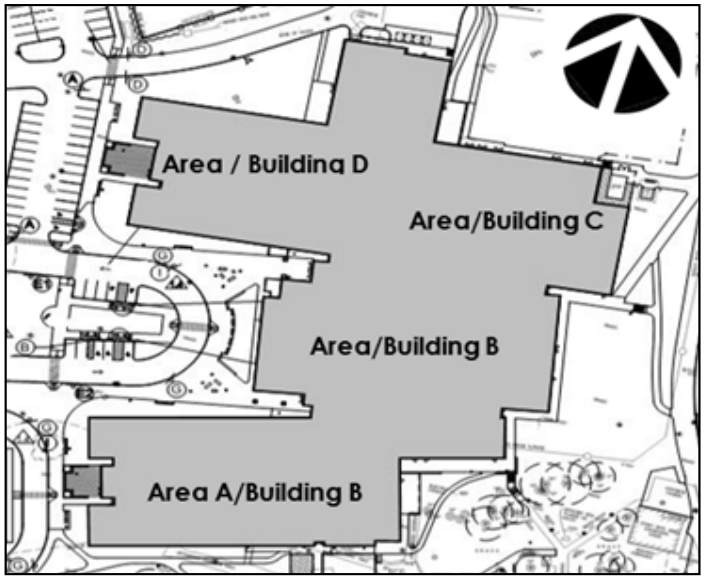

For Areas/Buildings "B" & "C" where the auditorium, library, administrative offices, art and music classroom, gym and locker

rooms are located, steel erection and decking installation is underway. Steel trusses for building "C" Gym are in place. Second floor and roof decking, moment welds; detail, plumb, bolt and inspection work is underway in these areas. Roof edge installation is scheduled to commence early March, 2015.

Finally, in Area/Building "D", where the middle school classrooms and cafeteria are located, Steel erection, second floor and roof decking installation of building "D" has commenced.

The building project has its own website at our website www.lunenburgschools.net and Facebook page -Lunenburg Middle/High School Building Project. The anticipated opening of the new school is September 2016. Detailed planning for the transition to the new building and reconfigured district is underway.

Our students performed well on their state assessments again this year. Members of the Class of 2015 are receiving acceptance letters for top tier colleges and universities. We are very proud of all our Lunenburg students and most appreciative of the adults -teachers, parents/guardians, support personnel and administrators- who engage, support and challenge them each and every day. District-wide the majority of Lunenburg students continue to score at the proficient or advanced level. Grade and content Composite Performance Index (CPI) scores are strong. CPI is based upon 100 and in Lunenburg 19 of 20 CPI scores are 80 or above and 6 CPI scores were 90 or above. Generally, grade level ELA performance was higher than mathematics. The 2014 District accountability level remained unchanged at Level 2. District educators have been working to close achievement gaps and move all students to high levels of performance. We are encouraged with the positive results in many areas. However, there are a few areas where we have not seen the performance gains we anticipated from our interventions. That concerns us and we have undertaken additional analysis of the data, made adjustments and intensified our focus in targeted areas. Detailed state reports about District, school and grade level student performance can be accessed from a link on our website.

Lunenburg students continue to excel both in and outside the classroom. We all have delighted in watching them on the stage and on the playing field. They distinguish themselves with their various talents. Performance at that level comes from self-discipline, hours of practice, and hard work. Our students, musicians, and athletes represent our school and community well. Various individuals and academic teams scored high marks in a variety of state and national contests. School thespians entertained and overwhelmed us with their performances at the forty-ninth annual competitive class plays. Congratulations to the Class of 2015 for their outstanding and award winning performance of "Alice in Wonderland". The marching band captivated us with their half-time show again this fall, and the middle and high school music concerts have been most enjoyable and uplifting. Lunenburg students' work in the visual arts was exhibited locally and at state competitions. Our athletic teams competed successfully at the district and state levels.

Ms. Brook Hansel, a senior at Lunenburg High School and daughter of Mark and Kelly Hansel of Lunenburg, received the Superintendent's Award for 2014. Brook undertook a rigorous course of study and is among the top achievers in her class. In addition to distinguishing herself as a student, she has also been recognized for her remarkable service and leadership. She received the Daughters of the American Revolution Good Citizen Award and was appointed to the Best Buddies International Young Leaders Council. Ms. Hansel expertly managed both a challenging class schedule and other school activities including National Honor Society, Student Council, Best Buddies, and chorus.

She was a three season all-star athlete and this fall will attend UMASS on a track scholarship. Ms. Hansel personifies our mission for lifelong learning and responsible community membership; constantly learning, growing, achieving and giving. She inspires us with her joy of learning and service to her community.

Enrollment – January 30, 2015

Grade Level	Lunenburg Students	School Choice Students	Shirley Students	Total
PK	52	0	0	52
K	113	0	0	113
1	127		0	127
2	121	1	0	122
3	132	1	0	133
Primary Total	545	2	0	547
4	113	2	0	115
5	135	1	0	136
6	118	3	0	121
7	113	1	0	114
THMS Total	479	7	0	486
8	124	5	0	129
9	110	2	0	112
10	107	8	0	115
11	91	9	2	102
12	101	6	3	110
Ungraded	6	0	0	6
LHS Total	**539**	**30**	**5**	**574**
	1563	**39**	**5**	**1607**

This past year our schools bid farewell to retirees who devoted many years to public service. Retiring this past year were Nancy Karis, THMS teacher with 33 years of service; Dale Diamantopoulos, THMS physical education teacher with 33 years of service; Judith Moodie, Primary teacher with 32 years of service; Sheila Szocik, LHS Administrative Secretary with 29 years of service; Kay Alverson-Hillman, LHS teacher with 22 years of service; Donna Dufour, Primary teacher with 20 years of service; and Martha Cheesman, LHS teacher with 13 years of service. We appreciate the many contributions of these dedicated and committed professionals and extend our best wishes to them in their retirement.

In concluding my report this year I want to express my appreciation for the talented, hard-working, caring and giving students of the Lunenburg Public Schools and the parents/guardians who share their wonderful sons and daughters with us. We are committed to our partnership with parents and the community. I also extend my respect and gratitude to the dedicated professional educators, support staff, advisors, and coaches of our schools who give their best work each day for our students. I also want to acknowledge the members of the School Committee who give so many hours to the governance of the school in volunteer service to the community. Finally, I want to thank the citizens of Lunenburg for supporting our students and our schools.

Respectfully Submitted,
Loxi Jo Calmes, Superintendent of Schools

School Facilities
2014-2015

Site work began on the Lunenburg Middle/High School project in July 2014. Shawmut Construction Management is executing the project with oversight by Joslin, Lesser & Associates and the School Building Committee. Foundation work began in September and was completed in early December. The building's steel structure began to be installed in December 2014 and is expected to be complete by the end of March 2015

The FY15 capital plan approved upgrades to the front end controllers of the Building Management Systems at Lunenburg Primary School at a total cost of $14,000. This work was awarded to Control Technologies and was completed by September 2014. Also funded in the FY15 Capital Plan was $138,000 to abate asbestos at Turkey Hill Middle School. The asbestos abatement work was bid in May 2014 but came in at $175,000 so no work was completed during the summer of 2014. The scope of the work has been reduced and is expected to be rebid in April 2015.

The focus of the school maintenance effort for FY15 continued to concentrate on preventative maintenance of heat and ventilation systems and energy conservation.

The Town of Lunenburg successfully applied as a Green Community in 2013. Projects that were completed for Turkey Hill Middle School in the summer of 2014 include replacement of the building's climate control air compressor with a smaller unit and installation of variable speed drives on the building heating circulation pumps. Lunenburg Primary School energy efficiency measures planned included lighting upgrades, however they were not funded. Efforts during the year were directed at finding a more cost effective approach to upgrade the lighting systems.

For the FY16 Capital Program, the School Department requested an additional $34,500 for asbestos abatement for Turkey Hill Middle School on a multi-year abatement plan. Also for the Middle School was a request to upgrade the phone system and the intercom system at $22,000 each. Requests were also submitted for the District Technology plan at $36,200, a replacement grounds shed for $32,000 and $38,656 to begin to prepare to move the district headquarters to the Turkey Hill Middle School during the summer of 2016. As of the time of this report, it would appear that no funds will be appropriated for any of the FY16 requests.

Respectfully submitted,
John Londa, Director of Facilities

Special Services Department
Town Report – FY14 (data taken from 2013-2014 school year)
Julianna Hanscom, Director of Special Services

There are two hundred and seventy-eight students with disabilities receiving special education or related services in Lunenburg. This represents 17.8% of our total student population of 1,564 students (it was 18.4% last year). This percentage is slightly more than the state average of 17%. As of March 1, 2014, the total number of students receiving services outside the district was twenty-six. Of the twenty-six students, seven are serviced in Collaborative Placements, thirteen are in Day Placements and six are in Residential Placements. During the 2013-2014 school year (8/28/13 – 6/19/14) seventy-one students identified with a disability received accommodations via 504 plans in Lunenburg.

This year as a district, our Accountability and Assistance Level is Level 2 with both Turkey Hill Middle and Lunenburg High Schools listed as Level 2. The state report card lists Students with Disabilities in Lunenburg as "Did Not Meet Target". The district's Students with Disabilities progress towards narrowing proficiency gaps [Cumulative Progress and Performance Index (CPI): 1-100)] is listed at 54 (it was 50 last year) with the target set for 75. Students with Disabilities participated in MCAS this year with the following rates: English Language Arts = 97%, Mathematics = 98%, and Science = 96%. This data can be found at the DESE websitehttp://profiles.doe.mass.edu/accountability/report/district.aspx?linkid=30&orgcode=01620000&orgtypecode=5&

Other data collected throughout the year is also important to consider when looking at the whole Special Services Department. DESE requires us to collect data for certain Indicators they are targeting each year. For our Indicators, the following information is available below and also can be found at:
http://profiles.doe.mass.edu/gis/sped_map.aspx?orgcode=01620000&

Indicator 1 – Graduation Rate. For the 2012-2013 school year, the state target for Students with Disabilities was 80.0%. Lunenburg surpassed the target with 82.4% and the overall state rate was only 67.8% for Students with Disabilities.
Indicator 2 – Dropout Rate. For the 2012-2013 school year, the state target for Students with Disabilities was 4.3%. Lunenburg surpassed the target with 0% and the overall state rate was 2.9% for Students with Disabilities.
Indicator 3C – Proficiency Rate for Students with IEPs on MCAS. For the 2013 MCAS, Lunenburg Students with Disabilities CPI ratings were as follows:

Grade	Subject	Lunenburg	State
Grade 3	Reading	68.2	63.4
Grade 3	Mathematics	77.3	64.4
Grade 4	Reading	51.6	55.5
Grade 4	Mathematics	56.3	61.0
Grade 5	ELA	59.8	62.3
Grade 5	Mathematics	56.5	57.3
Grade 5	Science	64.1	60.4
Grade 6	ELA	56.5	63.1
Grade 6	Mathematics	69.6	54.9
Grade 7	ELA	74.1	68.3
Grade 7	Mathematics	49.1	48.0
Grade 8	ELA	72.9	69.9
Grade 8	Mathematics	49.0	48.8

Grade 8	Science	46.9	50.1
Grade 10	ELA	85.4	88.4
Grade 10	Mathematics	72.9	70.0
Grade 10	Science	**	70.3

** =not enough students in cohort to calculate CPI

Indicator 4 – Suspension (more than 10 days)/Expulsion for Students with IEPs. For Lunenburg, our rate was only .3%. The state rate was 1.1%. Additionally, Indicator 4B records significant discrepancies with the Suspension/Expulsion rates by race or ethnicity. In 2013, Lunenburg was not found to have any significant discrepancies due to these factors.

Indicator 5 - Educational Environments for Students Aged 6-21 with IEPs. For 2012-2013, the state's target rates are as follows: for Full Inclusion of students = 59.7%, Partial Inclusion = "not identified", Substantially Separate Placements = 14.5%, and for Separate Schools/Residential Facilities/Homebound/Hospitals = 5.5%. In Lunenburg, our percentages are as follows: Full Inclusion = 76.2%, Partial = 10.0%, Substantially Separate = 6.9% and Separate schools, Residential, etc. = 6.9%.

Indicator 6 – Educational Environments for Students Aged 3-5 with IEPs. The 2012-2013 state rates showed the percent of students receiving a majority of their special education and related services in a Full Inclusion early childhood program was 38.9%, in a Partial Inclusion Program was 37.2%, a Substantially Separate Placement (special education class, separate school, or residential facility) was 15.1%, and students not attending an early childhood program but receiving only a related service (e.g. speech, OT, PT) was 8.9%. In Lunenburg, our early childhood Full Inclusion rate was 45.7%, our Partial Inclusion rate was 5.1%, Substantially Separate rate was .3%, and Related Services only 1.0%.

Indicator 9 & 10 - Both of these Indicators deal with Disproportionality in Special Education and in Special Education Categories. In Lunenburg, the state determined that there was no disproportionality found in either case.

Indicator 11 – Initial Evaluation Timelines. This indicator measures the % of children with parental consent to evaluate, who were evaluated within the State established timeline. Data is reported for all initial evaluations initiated in October, November, and December of the reporting year. Lunenburg was rated 100% in compliance and the state average for this Indicator was 96.8%.

Indicator 12 – Early Childhood Transition. This indicator measures the % of children referred by Part C, found eligible for special education services, and who have an IEP developed and implemented by their third birthdays. The state target for this indicator in 100% and Lunenburg is noted as "Suppressed". Data is suppressed if the number of students referred by Part C and found eligible for special education services is fewer than 10. In Lunenburg, only 2 students were referred during 2012-2013.

Indicator 13 – Secondary Transition. This indicator measures the % of youth with IEPs aged 16 and above with an IEP that includes appropriate measurable postsecondary goals that are annually updated and based upon an age appropriate transition assessment, transition services, including courses of study, that will reasonably enable the student to meet those postsecondary goals, and annual IEP goals related to the student's transition services needs. Lunenburg was rated 100% in compliance and the state average for this Indicator was 99.2%.

Indicator 14 – Post-School Outcomes for Students with IEPs. This indicator measures the % of students with IEPs who exited high school during the 2011-12 school year and self-reported post-school engagement in education or employment one year after leaving high school. Engagement is defined through three measurements:

- Measurement A: Enrolled in higher education within one year of leaving high school.

- Measurement B: Enrolled in higher education or competitively employed within one year of leaving high school.
- Measurement C: Enrolled in higher education, or in some other postsecondary education or training program; or competitively employed, or in some other employment within one year of leaving high school.

Measurements are cumulative with Measurement C reflecting the total number of exiters engaged in a post-secondary activity one year after leaving high school. For the 2012-13 school year, state targets for the three measurements of Post-School Outcomes are Measurement A: 44%; Measurement B: 77%; and Measurement C: 84%. Lunenburg rates are as follows: Measurement A = 71.4%, Measurement B = 100% and Measurement C = 100%.

The Parent Advisory Council Supporting All Learners (PACSAL) continues to be an active support group for parents, teachers and administration. All parents and community members can join the group, which currently consists of parents of students receiving Title I services and parents of students with disabilities. Meetings are typically held the first Friday of each month, 11:00AM, at the Thomas C. Passios Building, room 13. The executive board is made up of Chairperson Kelly Harvey and Treasurer Pami Terren. Several events and presentations were organized by the PACSAL for both parents and teachers in Lunenburg this year.

For more information, go to: https://sites.google.com/a/lunenburgschools.net/special-services/pacsal.

In conclusion, the Lunenburg Public Schools continues to provide a variety of special needs services to meet the varying needs of our students in the least restrictive environment. We have an experienced, hard-working staff that works together with parents to provide these varied services. Our parents are equal partners in our efforts to develop challenging and focused educational programs for children. We remain committed to the Lunenburg Public Schools mission, "We prepare our students for lifelong learning and responsible community membership." This is a total community effort and we encourage ALL Lunenburg residents to join with us to create positive experiences and futures for our children.

For additional information please visit our website: https://sites.google.com/a/lunenburgschools.net/special-services/, or contact Julianna Hanscom, Director of Special Services, Special Services Office, 1025 Massachusetts Ave, (978) 582-4100, ext. 300.

Respectfully submitted,
Julianna Hanscom, Director of Special Services

LUNENBURG PRIMARY SCHOOL
2014-2015

The Lunenburg Primary School is a child-centered school devoted to providing quality early childhood education for all students. We are a community of teachers, students, and parents working together to create a safe and respectful environment for children. Current knowledge and research of child development guides the school's beliefs and practices and provides the foundation for learning for all students.

The Lunenburg Primary School services Preschool to Third grade students. The October 1, 2013 student count reported to the state was 527 students. Our Preschool program services twelve, three year old students and thirty-three four year old students. We have five Kindergarten classes servicing one hundred and ten students. The class sizes in our Kindergarten programs range from 21-22 students. First grade has one hundred and twenty-seven students with class sizes ranging from 25-26. Second grade has one hundred and twenty-three students with class sizes of 24-25 and the third grade has one hundred and thirty two students with class sizes of 26-27. We are utilizing all available space in the building to provide a child centered enriching educational program for all our students.

Our Professional Development this year focused on ALICE training, the Teacher Evaluation process, the Common Core curriculum, and Curriculum Mapping updates. The ALICE training is a proactive safety protocol used in the event of an active shooter. This is necessary to enhance our current safety procedures and processes. All of our classroom teachers continued to use Responsive Classroom strategies as part of our Academic/Social/Emotional Learning Curriculum which includes morning meetings, guided discovery, rules and logical consequences and academic choice.

The Primary School community continues to strive for academic excellence. Common assessments are in place in the fall, winter, and spring for all children in grades K-3 in the areas of reading, writing, and math. These common assessments serve to monitor the effectiveness of teacher instruction and drives instructional programming for our students. We are now able to track progress throughout the year in a faster, more efficient manner in order to improve instruction. Students are identified quickly and additional resources and direct instruction are provided to address the areas of concern identified. The Primary School is a Title One school and we continue to utilize a Response to Intervention (Title One/RTI) approach to address student needs. Our tiered instructional system insures that all students have the instruction necessary to continue good progress with their learning. Tiered instructional services are provided in the area of Language Arts (Reading and Writing) and Math. The first tier involves the largest number of students, and is fitted for universal instruction in the classroom. Teachers are skilled in differentiating instruction to meet a large number of student needs in the classroom. The second tier combines more classroom teacher support and Title One Support for students. Title One/RTI services are based on student needs that are targeted, individual, and involve more intensive interventions. The third tier is the smallest and involves special services with very intense interventions. The tiered instructional model requires that the teachers not only individualize instruction to meet the needs of the students who are struggling with learning but those students who are doing well and need to strive to achieve higher levels of learning. With this model learning is more personalized and students are taught to become independent learners and problem solvers.

One hundred and four 3rd grade students participated in the spring 2014 MCAS Assessment at the Primary School in March and May last year. The results were released and sent home to parents on September 30th. For our 3rd graders this was their first experience taking the state testing and the second time the MCAS testing has been completed at the Primary School. We worked to make sure that students understand that they are capable and prepared to take this assessment each year. Students prepared inspirational posters and we held our first MCAS Prep Rally where the students sang the MCAS song. Teachers stress that the ongoing learning opportunities students have experienced over the last several years have prepared them to perform well on this assessment.

In the area of English Language Arts there were 68 students or 65% who scored in the advanced and proficient range of functioning (14 advanced, 54 proficient). 30 students or 29% were in the needs improvement range (24 of which scored 230 or greater, 15 students were within three points of achieving a proficient score). 6% (6) were in the warning range. These results are similar to the previous year's result. This continues to be an area of focus for the Primary School. In the area of Math 80 students or 78% of our 3rd graders scored in the Advanced and Proficient range of functioning (39 students- 38%-in the advanced range of functioning and 41 students (40%) in the proficient range of functioning). 16% scored in the needs improvement range of functioning with 10 students scoring 230 or greater in the High –needs improvement range. Six students or 6% were in the warning range on the Math Assessment. Last year 85% of the students who took the Math MCAS scored in the Advanced/Proficient range of functioning. These results again are pretty similar to last years. We continue to maintain a higher number of students in the advanced range of functioning compared to two years ago.

Our high needs students (students with disabilities, student requiring Title I services, students requiring ELL instruction and low income students) continue to lag behind their peers both in ELA and Math. Using the old No Child Left Behind comparison, Composite Performance Index (CPI), which is used to measure the extent to which students are progressing toward proficiency (a CPI of 100 is the target) our non-high need students, achieved a Composite Performance Index (CPI) score of 94.1; our high need students received a CPI of 73.6 in ELA. In the area of math our students' considered to have non-high needs (CPI) scored 97 and our high needs students scored 77.1. We continue to address these student achievement gaps by using Tiered Instructional strategies and direct instruction, Individualized Educational Plans and Curriculum Accommodation plans.
Student Growth Data is not available for students in the 3rd grade as this is the first time they have taken the MCAS assessment.

If you would like to access graphs and additional data related to MCAS please go to the following web page:
http://profiles.doe.mass.edu/mcas/achievement_level.aspx?linkid=32&orgcode=01620010&orgtypecode=6&

Our staff works hard to maintain a school culture which is positive, inclusive, and supportive of each of our members. We have high expectations, insist on respectful behavior, and recognize the importance of building a community where members feel a sense of belonging and responsibility to contribute. Our students have a right to be in an environment which is safe, promotes learning, and enables them to achieve success.

The Primary School Council meets each month to discuss school issues, review the annual budget for the school and to develop the School Improvement Plan as well as make revisions to the school's handbook.

Members of the Council for the 2014 –2015 school year were:

Principal:	Elaine E. Blaisdell
Assistant Principal	Chad Adams
Teachers:	Sherrie Flynn, Justin Sparks, Maribeth Ford
Parents:	Jennifer Begley, Kristen Burns, Brendon Kibbe

Community Representative: B.J. Carbone
School Committee Representative: Heather Sroka

In closing, the faculty and staff of the Primary School are extremely proud of the work they do with young children. We are deeply committed to student learning and to our own life-long learning and efforts to improve our craft. Together with our parents as partners we are able to accomplish our goals and mission.

Respectfully submitted,
Elaine E. Blaisdell, Principal

Lunenburg Primary School
Faculty/Staff Roster
2014-2015

Central Office:
Elaine Blaisdell - Principal
Chad Adams - Asst. Principal
Denise Galloway - Admin. Secty.
Carrie Ford - School Nurse
Kristin Mackay – Guidance

Pre- School:
Sherrie Flynn - Teacher
Jeanette Biery -Paraprofessional
Ita Murphy - Teacher
Patti McColl - Paraprofessional
Marie Martin - Paraprofessional
Susie Barney-Paraprofessional

Achieve:
Christine DeFelice - Teacher
Pat Siciliano-Paraprofessional
Laurene Broden-Paraprofessional
Terri Green-Paraprofessional
Darlene Caron-Paraprofessional
Laurie Xarras-Paraprofessional
Kelly Waterman-Paraprofessional

Kindergarten:
K1 – Lisa Stone - Teacher
Kirsten Snape- Paraprofessional
K2 – Maribeth Ford - Teacher
Cinny Mobley-Paraprofessional
K3 – Sheila Bilottac - Teacher
Julie Drake-Paraprofessional
K4 – Deb Zivojinovic - Teacher
Monique Mola -Paraprofessional
K5-Nancy Murray-Teacher
Amy Raffaele-Paraprofessional

First Grade:
1A – Michael Courtemanche
1B –Nicole Bienvenu
1C –Joanne Londa
1D- Christa Palma
1E-Jackie Favreau

Second Grade:
2A - Vickie Barbier
2B – Justin Sparks
2C - Sara Kenney
2D - Maria Courtemanche
2F - Nancy Chapdelaine

Third Grade:
3A – Leslie Spuria
3B - Janet Marshall
3C - Susan Diamantopoulos
3D - Nicholette Dumont
3E - Danielle Celona

Physical Education/Health:
Gen Nass

Art/Library:
Lori MacDougall

Music:
Deborah Smith

Special Education
Karen Rash
Michelle Withers
Susan Charpentier
Kristin Anthony

Paraprofessionals:
Mary Jean Davis
Sue Ahearn
Patti Kilcommins
Carrie Arciprete
Dana Hurwitz
Heather Lussier

Specialists:
Mary Sieling - Speech
Cathy Zayka - Speech
Sue Richards - Phys. Therap.
Suzanne Saven - School Psych.
Jane Dusek - COTA
Maggie Porpora - Occup. Therap.
Jamie Mobed - Augment. Spec.

Cafeteria:
Nadine Lorenzen - Cafeteria Mgr.
Claudette LaChance
Karolyn Braman
Cheryl Ewen

Custodians:
Richard Krafve
Karen McNamara

TURKEY HILL MIDDLE SCHOOL 2014-2015

Turkey Hill Middle School provides a rigorous academic curriculum as well as strong programs that support students' social and emotional growth. These programs ensure that each child becomes a self-motivated, creative, lifelong learner in a safe, stimulating environment that encourages diversity and open honest communication. The dedicated and accomplished staff of professionals within the school embraces the philosophy of educating the whole child academically, socially, and emotionally. This philosophy is a means by which all students become positive community members that possess the skills to be successful in high school. Turkey Hill Middle School is in its third year of servicing students in grades four through seven.

PERCENT OF STUDENTS SCORING IN THE ADVANCED/PROFICIENT RANGE

Grade	Subject	THMS	State
4	ELA	54%	54%
4	Math	55%	52%
5	ELA	72%	64%
5	Math	72%	61%
5	Sci/Tech	66%	53%
6	ELA	75%	68%
6	Math	79%	60%
7	ELA	83%	72%
7	Math	70%	50%

In reviewing the results of the 2014 Spring M.C.A.S. tests, in all tested content areas at all grade levels, we consistently produced scores that are at or above the state average in percentage of students who fall in the advanced and proficient range, in some cases, 20% over the state average. Although we are proud of our students' performance, we continue to analyze data in our monthly results faculty meetings designed to improve our instruction for all students. Our faculty has identified areas of improvement based upon the data and implemented strategies to improve their instructional practices that will help students succeed.

For the second straight year, Turkey Hill Middle School fourth grade teachers continue to utilize and acknowledge the benefits of an interdisciplinary teaming model. This model permits teachers to work together in teams of two or three in order to provide focused instruction in the areas of reading and mathematics. Our specially designed teaming model allows students to remain with their homeroom teacher for the majority of the day, but designates a reading, writing, and mathematics teacher on each team. Teachers can develop expertise as content area specialists and the administration team provides specific professional development in each focus area for continuous improvement and growth. This form of teaming also allows us to create more common experiences at the grade level through unit planning and shared assessments.

Additionally, teaming helps prepare students for an increased level of expectations in reading, math, and writing when entering the fourth grade, while continuing to be sensitive to the social and emotional needs of this population.

We continue to utilize intervention and power blocks during the school day to meet the needs of each individual student. These blocks of instructional time that have been built into our master schedule allow teachers time to work with students at their own individual skill level. The philosophy is to challenge students who are high academic achievers as well as strengthen skills for students who have identified weaknesses. Teachers are able to work with students in a small group to answer individual questions or provide more individualized support. We design this support model to allow students to feel more confident, thus, perform better in the classroom. We will continue to refine our intervention block times to best meet the needs of our students.

Turkey Hill Middle School continues to offer enrichment blocks for all students. Enrichment classes provide students a block of time in which they receive instruction in the areas of developmental health and guidance. Our Second step developmental guidance program is now consistent in grades four through seven and units focus on healthy decision making, empathy and communication as well as bullying prevention to meet the intricate social needs of our middle school students.

Students also receive instruction in physical education, art, library media, and music classes that allows them to explore their strengths and talents. This year, fourth and fifth grade students have been participating in a word processing enrichment class to improve their keyboarding skills. Students also have the opportunity to sign up for and participate in band and chorus during this block. This enrichment block is in addition to the traditional special area classes students receive, and this block offers students additional physical movement throughout the day, additional opportunities for hands on activities and more exposure to the arts, theatre and technology throughout the school day.
We make a positive impact on the students we serve by offering a variety of different programs developed to promote social and emotional growth, self-awareness, and community service. This year we have refined and refreshed our utilization of responsive classroom and Developmental Design programs to deliver our social emotional curriculum. Students meet with teachers in small groups to teach social responsibility and problem solving, as well as developing empathy and promoting positive self-esteem. Our seventh grade students are participating in themes such as embracing and respecting diversity and grades four and five students were experiencing themes developed through our second step guidance curriculum. We also incorporated an academic choice time for students in grades four and five. This is a time developed for students to explore different interests or experiences or utilize time to complete assignments that required additional time.
We also utilize best practices such as peer mediation and the Big Sibs program to foster and develop positive peer leadership skills and effective peer mentoring. All of the social emotional programs have been developed to allow students to showcase their talents and abilities, grow and improve as individuals, and promote community outreach for the younger generation.

Turkey Hill Middle school continues to provide educational services and support that ensures student success and promotes lifelong learning and responsible community membership. The key components to our success is our talented faculty committed to making a positive impact on students, our parents and community who support our teaching and learning, and most of all, our students who inspire us through their commitment to learning. Together we continue to make the difference in the lives of students.

Respectfully submitted,
Timothy Santry
Principal

Turkey Hill Middle School
Faculty Staff/Roster
2014-2015

Administration/Nurse	
Timothy Santry	Principal
Heidi Champagne	Asst. Principal
Laurie Cooney	Adm. Secretary
Leah Megan	Nurse
Guidance	
Gail Okerman	Grades 4 & 5
Cheryl Nelson	Grades 6 & 7
Special Areas	
Steve Archambault	Music, 118
Steve Kyajohnian	PE
Sandy Laserte	PE
Robin Warren	Art, 114
Victoria Whipple	Library, 108
Learning Ctr./SPED	Emily Clarke
Elena Oksanish	SLP
Amy Jones	Gr. 4 Teacher
Maura Lizek	Gr. 5 Teacher
Linda Papadopoulos	Gr. 6 Teacher
Melanie Mobley	Gr. 7 Teacher
Amy Harrington	Gr. 4 Paraprofessional
Jerianne Kelley	Paraprofessional
Kerry Roder	Gr. 5 Paraprofessional
Judy Barone	Gr. 6 Paraprofessional
Heather Morse	Gr. 6 Paraprofessional
Marlene Wiita	Gr. 7 Paraprofessional
Tina Stateler	1:1 Paraprofessional
Sandra Sheehy	1:1 Paraprofessional
Judith Pierce	Wilson Tutor

Grade 4	Team
Erin Blanchette	White
Gina Cote	White
Charlotte Letendre	Blue
Lynn Marabello	Blue
Heather Witham	Blue
Grade 5	Team
Lynn Major	Blue
Susan Reardon	Blue
Lisa LeBlanc	Blue
Sherri Borreson	White
Rhonda Connery	White
Grade 6	Team
Kristine Bassett	White
Melanie Pouliot	White
Beth Arsenault	Red
Jeff Cournoyer	Red
Grade 7	Team
Natalie Davulis	White
Dawn Grebinar	White
Timothy Sheasgreen	Red
Joanne Deming	Red
Annica Scott	Red
Achieve:	
Jaime Lyons	Teacher
Susan Beddia	Paraprofessional
Mary Madrigal	Paraprofessional
Brittany McGuirl	Teacher
Karen Smith	Paraprofessional
Debra Hitchcock	Paraprofessional
Nina Sobecky	Paraprofessional
David Burroughs	Paraprofessional

Cafeteria:
Judy Haley
Sarah Rucker
Donna Cameron
Joan Newell

Custodial:
Jeri Sampson
Robby Comeau
Howard Hargreaves

LUNENBURG HIGH SCHOOL

Lunenburg High School has been a hub for academic and social activity in 2014-2015. As time has gone on, there is much more of a comfort level and stability in our grade 8-12 community. This year, we oriented 128 eighth grade students, three teachers, and four staff members to our building and school culture. With the assistance of 50 student leaders, we successfully transitioned the eighth grade students into the LHS culture by having an eighth orientation on the first day of school. We opened the year, as we do every year, with a guest speaker from the Worcester County District Attorney's Office to discuss responsible Internet use, Facebook, cyber-bullying and Internet safety with our incoming students and parents.

NEASC ACCREDITATION

Lunenburg High School is in the process of completing a Five Year Report for the Commission on Public Secondary Schools of the New England Association of Schools and Colleges. In 2010, the Commission recommended that the school receive continued accreditation in the Association. The Commission's decision was based upon review of an evaluation report prepared by a visiting committee in April 2010. The Two Year Progress Report, submitted in January, 2013 received high marks from the Commission reviewing our submission.

While the Commission lauded LHS in many areas, the Commission warned LHS in three areas and asked for a Special Progress Report to be completed. Of major concern were issues with the facility and meeting 21st century learning expectations. The Commission stated that the physical plant significantly limits the school's ability to meet the educational needs of students. There is an expectation to develop both a short- and long-term plan to fund and address the significant facilities concerns including infrastructure and wiring issues, roof and window issues, limited handicap accessibility and inadequate space. In regards to curriculum, the commission recommended the further development of a standard template to clearly articulate school-wide expectations for student learning.

As part of the Special Progress Report, the leadership team was charged with addressing the recommendations that were made by the Commission. There are four highlighted recommendations in the Commission's report and three additional recommendations identified through a Special Progress Report. One of the "completed" recommendations was due to the fact that on January 7, 2014 Lunenburg voters supported the design of a grade 6-12, middle/high school building project, at a Special Town Meeting. On January 11, 2014, the town of Lunenburg voted to approve a ballot proposal to build a new middle/high school. Voters cast 1,414 votes in favor of the project and only 543 votes were in opposition to the project, in the special election. The total cost of the project is $72,975,321. The leadership team reworked the school-wide learning expectations so that they are aligned with the Common Core State Standards. The report was submitted to the Commission on February 4, 2014. Lunenburg High School is currently working on Core Values and Beliefs about student learning, which will be adopted by LHS once the process is complete.

SCHOOL/COMMUNITY PARTNERSHIPS

Throughout the year, Lunenburg High School students are involved in a multitude of fundraising and collection endeavors. In the fall, three staff members were involved in a fundraiser to raise money for the Lunenburg Food Pantry. Money was collected during lunch and the staff member who raised the most money, kissed a pig. Jim Lattanzi, from Hollis Hills Farm, brought in the pig for the Thanksgiving rally. Fun was had by all, and all of the proceeds were donated for the holiday season.

Lunenburg High School received a generous donation in the amount of $500 from Mr. Mike's Mobil in Lunenburg, MA. The grant is to be used toward STEM initiatives at the high school. We are in the process of purchasing a new robot for our Robotics class.

In March, the National Honor Society will be having its annual Blood Drive. Students sixteen and over will be able to participate in the Blood Drive with parent permission.

MCAS RESULTS

LHS again showed improvement on yearly MCAS results, reflecting professional development, focus on refining instructional and assessment practices, curriculum work and hard work by students and teachers.

Lunenburg High School – 2014 MCAS Results (Grade 8)

Subject Test	Advanced/Proficient	State Average (Adv/Pro)
ELA	92%	79%
Math	66%	52%
Science/Technology	38%	42%

Lunenburg High School - 2013 MCAS Results (Grade 10)

Subject Test	Advanced/Proficient	State Rank	Percentile in State
ELA	96%	116 of 358	Top 32%
Math	87%	130 of 358	Top 36%
Science/Technology	91%	53 of 358	Top 15%

Using combined percentage bands of the advanced and proficient range, eighth grade students scored 92% on the ELA test. In Mathematics, 66% of eighth grade students scored advanced/proficient. In Science/Technology, 38% of eighth grade students scored advanced/proficient. Curriculum and instruction are a focus for us this year in the area of Science in the eighth grade.

Using combined percentage bands of the advanced and proficient range, LHS tenth grade students scored 96% on the ELA test. In Mathematics, tenth grade students scored 87% advanced/proficient. In Science/Technology/Engineering, tenth grade students scored 91% advanced/proficient. We are extremely proud of our students and teachers for their continued improvement, and we will work to move all students to the level of proficiency as measured by MCAS and our goal of college and career ready as they move through our curriculum.

We were also very pleased to learn that 35 seniors at Lunenburg High School received the state's John and Abigail Adams Scholarship this year. The scholarship is available to students whose MCAS performance puts them at the top 25 percent of their district. To be eligible, students must either score Advanced on one exam and Proficient on the other, or Advanced on both the English and Math exams.

HOMECOMING, ATHLETICS AND EXTRACURRICULAR ACTIVITIES

Homecoming was once again a great town-wide celebration, culminating with a beautiful parade complete with floats representing all four high school classes. While the eighth grade did not have a float in the parade, they did participate in the Homecoming celebration. Many of our sports teams qualified for tournament and district play, and several school records in track were shattered by our talented student-athletes. Mock trial, Latin club, marching band, jazz band and

the math team represented LHS in numerous competitions; the 49th annual Competitive Class Plays delighted the audience, and the school-wide play, *Parfumerie*, was well received. This spring, LHS will present, the musical, *Guys and Dolls*. The Pops and Senior Showcase are scheduled for the spring.

COMMUNITY BUILDING

National Honor Society successfully supported the "Giftmart" drive during the holidays, helping to provide joy to needy children and families in conjunction with local agencies. The World Hunger Task Force will be raising money through Penny Wars this spring. The money will be donated toward the fight against hunger. Also, this winter, one of our students participated in Project 351. He spent the day in Boston with hundreds of eighth grade students, giving back to the community.

In March, SADD will be bringing in a guest speaker, Kevin Brooks. He is part of the Drive to Save Lives campaign. The presentation will be sponsored by SADD and Miles for Myles.

CURRICULUM

The staff at Lunenburg High School focused their professional development activities in 2014-2015 working on curriculum development, curriculum mapping, District-Determined Measures, and development of Core Values and Beliefs.

Respectfully Submitted,
Brian Spadafino, Principal

LUNENBURG HIGH SCHOOL
Faculty/Staff Roster
2014-2015

Principal	Brian Spadafino	Adm. Assistant	Tina Cooney
Assistant Principal	Robert McGrath	Secretary	Deb Aro
Nurse	Carolyn Finch		

Math		**Language Arts**	
Sarah Sabatini	Dept. Head	Mary Foyle	Dept. Head
Andrew Cantatore		Erinanne Snyder	
Jennifer Miller		Timothy Macuga	
Eric Short		Michael Hannigan	
Robert Truax		Stephanie Lizotte	
Science		**Social Studies**	
Robert Hill	Dept. Head	Anna Keegan	Dept. Head
Mitchel Friedman		Warren Stevenson	
Craig Pingsterhaus		Timothy Normandin	
Jennifer Biery		Hailee Martin	
Dawn Gearin		Timothy Macuga	
Richard Cohen			
Joanne Poirier	Greenhouse Asst.	Unified Arts	
		Alexis Pukaite	Dept. Head
Foreign Language		Steven Boone	
Sharon Kimball	Dept. Head	Dana Belair	
Jessica Beardmore		Caryn Wardwell	
Tamara Yourk		Rhonda Malatos	
Jimena Punales-Santiago		Karyn Giuliani	
Peggy Proctor		Nathan Diperri	
Lynn Radford		Steven Kyajohnian	
		Peter McCauliff	AD
Special Services		Darlene Steele	Athletic Secretary
Nicole Kromer	Dept. Head		
Joshua Koziol			
Brianna Lively		Media Specialist	
Michael Buswell		Pamela Vallee	
Kimberly Jones			
Harold Ogilvie			
Jamie Millett			
Erica Hardy	Speech/Lang.		

Paraprofessionals:
Matthew Noll
Lizabeth Johnson
Alex Moore
Dawn McGuirl
John McGuirk
Joseph Adamowicz
Maribeth Ulf
Kelly Arciprete
Lisa Szocik-Maillet
Donna Lavoie
Joseph Balboni

8th Grade Teachers
Sharon McCullah
Linda Collette
Meredith Cormier
Amy Raboin
Martha Sullivan
Mary Whitaker

Guidance

Karma Tousignant	Dept. Head
Susan Caviaoli	
Phil McMurray	
Penney Borneman	Guidance Secretary

Cafeteria

Patti Pichnarcik	Café Manager
Carol Hamilton	
Stella Carlson	
Eleni Tsiakalos	

Custodians

Timothy deBettencourt	Head Custodian
Marc St. Jean	
James Vaillancourt	

2013 - 2014 Annual Report











Montachusett Regional Vocational Technical School
1050 Westminster Street
Fitchburg, MA 01420
978-345-9200
www.montytech.net

Learning that works for Massachusetts
CTE

Having only been recently named the Superintendent-Director of Montachusett Regional Vocational Technical School, I am honored and delighted to present the district's 2013-2014 annual report. It was a year marked by student achievement, faculty and staff distinctions, and leadership development - as well as transition. Compiling information for the enclosed report has provided me with an opportunity to get to know the students, faculty and staff that comprise this wonderful school, and to reflect upon their tremendous achievements and activities. I am fortunate to work closely with a talented leadership team, many of whom have contributed to this report, and given great insight into some of the more notable highlights of the 2013-2014 academic year, including:

- Students at Montachusett Regional Vocational Technical School continued to demonstrate high academic achievement. In the spring of 2014, Monty Tech's passing rate on the MCAS English Language Arts exam was 100%, Mathematics 98%, and Biology 99%.
- Competing in three categories: network security, digital forensics, and Cisco networking, a team of six talented students captured second place at the CyberPatriot event, a national high school cyber defense competition, founded by the Air Force Association.
- Class of 2014 graduate, Jessica Shattuck of Fitchburg was presented with the *Legion of Valor* award, the highest award a JROTC cadet may receive, recognizing academic excellence and extraordinary leadership skills.
- Ten students advanced through local, district and state competitions to earn the right to compete at the National SkillsUSA Conference in Kansas City, Missouri. The Monty Tech national delegation returned with a bronze medal in Action Skills.
- Monty Tech continues to participate in the highly selective Student Spaceflight Experiment Program, representing the only vocational school in the nation to have a student science experiment launch into space, and providing students with an opportunity to study the effects of gravity on their science project.

As you know, a Monty Tech education is grounded in workforce preparedness, balanced by a rigorous academic curriculum. Everyday at Monty Tech, one guiding principle is evident - our students must be ready for both college ***and*** career. Students are prepared with industry-recognized credentials and skills to be successful in the world of work. And for those students whose future may include higher education, Monty Tech offers dual enrollment courses, articulation agreements, and Advanced Placement courses that may significantly reduce the amount of time and money spent on a college education.

We are so proud of the educational programs offered here at Monty Tech, yet we continually strive to improve upon them. Collaborating with area colleges and universities, we are ensuring our curriculum and instruction is rigorous and relevant. Sharing best practices with vocational-technical colleagues from across the state – and nation – we give and take some of the best ideas, with one thing in mind – what is best for our students.

We hope you will find this report a comprehensive review of the quality education you have come to know and expect from Montachusett Regional Vocational Technical School. You may notice that each of the eighteen member cities and towns are reflected in this report, and that students performed services in almost every community last year. Providing our students with an opportunity to give back to the communities that support them – and support our school – is a pleasure.

I am honored to serve as Superintendent-Director of Monty Tech, a school that continues to transform secondary education in North Central Massachusetts, bringing to life lessons learned in a classroom, at the workplace, and in the community – all while consistently maintaining high standards of fiscal responsibility. Our FY14 Annual Budget was unanimously accepted by each of the eighteen member communities, and reflected only a 2.0% increase over the 2012-2013 Educational Plan. We recognize that we are in the midst of some difficult economic times faced by public education and so we will continue to seek creative ways to reduce member town assessments, while maintaining our high standards of academic and vocational-technical success.

Respectfully submitted,

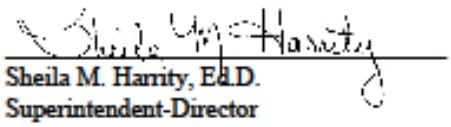

Sheila M. Harrity, Ed.D.
Superintendent-Director

Our Mission

Every student will graduate from Montachusett Regional Vocational Technical School with the skills, knowledge, and abilities to be a productive and effective member of an ever-changing society.

Our District

Montachusett Regional Vocational Technical School is a four-year career and technical high school serving the member towns of:

Ashburnham	Harvard	Princeton
Ashby	Holden	Royalston
Athol	Hubbardston	Sterling
Barre	Lunenburg	Templeton
Fitchburg	Petersham	Westminster
Gardner	Phillipston	Winchendon

Leadership

The leadership team at Montachusett Regional Vocational Technical School is comprised of ten talented administrators whose varied educational backgrounds, professional experiences, and areas of expertise contribute to the success of the school. Working collaboratively, and under the direction of the Superintendent and Principal, the team has been able to transform the school into one of the most sought-after high schools in North Central Massachusetts.

Sheila M. Harrity, Superintendent-Director
Tom Browne, Principal
Tammy Crockett, Business Manager
Kim Curry, Dean of Admissions
Francine Duncan, Director of Technology
Christina Favreau, Director of Academic Programs
Jim Hachey, Director of Vocational Programs
Richard Ikonen, Director of Facilities
Katy Whitaker, Development Coordinator
Victoria Zarozinski, Director of Student Support Services

Enrollment

On June 1, 2014, student enrollment at Monty Tech included 1,403 students in grades nine through twelve. Students are represented from every community in the district: Ashburnham (54), Ashby (37), Athol (93), Barre (35), Fitchburg (364), Gardner (158), Harvard (3), Holden (68), Hubbardston (61), Lunenburg (70), Petersham (4), Phillipston (21), Princeton (17), Royalston (22), Sterling (56), Templeton (100), Westminster (77), and Winchendon (133). The remaining thirty students were from out-of-district towns, including Clinton, Leominster, Natick, Orange, Pepperell, Rutland, Shirley, West Boylston, and Worcester.

Throughout 2013-2014, Monty Tech offered a variety of opportunities for students, parents, and community members to learn about and visit the school. In October 2013, approximately 1,000 district eighth graders participated in the annual "Tour Day" event. Students toured our twenty-vocational/technical areas and learned about the school's challenging academic offerings and exciting athletic and extracurricular programs. Career Awareness Night offered interested students the opportunity to return in the evening with their family members, to further explore the facilities and talk with staff members.

Each year, the Dean of Admissions conducts school visits, student interviews, and accepts applications for admissions. 2013-2014 proved to be an exceptionally busy year for her, as the school received 730 applications for admission. Of those, 642 were from students hoping to enter our incoming freshman class. The balance of the applications came from students hoping to enter the school as upperclassmen. Because

there are only a limited number of students the school can accept each year, 367 freshmen and 19 upperclassmen were admitted.

The Vocational Interest Program (V.I.P.) offers area seventh and eighth grade students the chance to visit Monty Tech after school, and participate in hands-on learning experiences across a variety of vocational/technical areas. The program continued to attract a large number of students during the 2013-2014 school year, serving approximately 600 area students.

Class of 2014 Awards

Members of the Class of 2014 were awarded approximately $50,000 in scholarships. The Monty Tech Foundation generously provided $34,000 in scholarships to graduating seniors, ranging in amounts of $250 to $2,500. The Foundation also awarded $6,000 to the practical nursing graduates. Once again, local and state organizations, as well as generous individuals, continue to recognize the ability and potential of Monty Tech graduates in the form of financial donations. The School Committee, administration, faculty, and graduates themselves, are grateful for this support.

Articulation Agreements with local colleges also play an important role in helping reduce the cost of higher education. Qualified Monty Tech students are eligible to receive college credits through a number of articulation agreements with public and private colleges across the country. Well over 60% of the graduating class of 2014 reported plans to enroll at either a 2-year college, 4-year college/university, or a technical/trade school upon graduation. By earning college credits while still in high school, these students will benefit by saving both time and money as they pursue advanced educational programs.

Financial Report

In an effort to develop a cost-effective budget for the fiscal year 2013-2014, a great deal of effort was put forth by the School Committee, administration and staff. The final fiscal year 2013-2014 Educational Plan totaled $24,785,280, which represents a 2.0% increase over the 2012-2013 Educational Plan. As a result of changes to the final FY14 State budget and the District's decision not to increase the already-approved community assessments, the District's FY14 budget was approximately $200,000 below the minimum spending required by Massachusetts General Law Chapter 70.

The District was audited in August 2014 as part of the yearly financial audit by the accounting firm of Melanson, Heath and Co. from Greenfield, MA and a very good report is anticipated.

Grants and Contracts

Monty Tech continues to pursue grant funding on an annual basis. These funds assist in providing many educational and social services to the student population. For fiscal year 2014, state and federal grant sources provided the school with $842,780. Programs funded by these grants include: Essential Health Services, Social Intervention and Mediation, Improving Teacher Quality, Special Education Services and Program Improvement, Title I Support, Perkins Occupational Education, and Summer Academic Support.

In addition to state and federal grant sources, Monty Tech was also the recipient of private and competitive grant awards totaling $525,000. Included in that total are a number of highly competitive awards, including a $400,000 award from the Massachusetts Department of Elementary and Secondary Education, used to provide

training in the new vocational-technical education frameworks to over 350 educators across the Commonwealth, and a $42,500 award from the Executive Office for Administration and Finance, used to purchase one adult patient simulator, which will provide our Health Occupations students with unprecedented training opportunities, as the device manifests vital signs, clinical signs and symptoms. Allocation and competitive grants totaled $1,367,780 for fiscal year 2014.

Academic Achievement

In 2013-2014, students at Montachusett Regional Vocational Technical School continued to demonstrate high academic achievement, earning commendable MCAS scores in English Language Arts, Mathematics, and Biology. In the spring of 2014, Monty Tech's passing rate on the English Language Arts exam was 100%, Mathematics 98%, and Biology 99%.

English Language Arts	2012	2013	2014
Students Tested	361	352	364
Passing	100%	99%	100%
Advanced/ Proficient	95%	95%	95%
Needs Improvement	5%	5%	5%
Failing	0%	1%	0%

Mathematics	2012	2013	2014
Students Tested	360	352	366
Passing	99%	98%	98%
Advanced/Proficient	87%	80%	84%
Needs Improvement	12%	18%	14%
Failing	1%	2%	2%

Biology	2012	2013	2014
Students Tested	361	398	351
Passing	98%	97%	99%
Advanced/ Proficient	73%	73%	74%
Needs Improvement	24%	24%	25%
Failing	2%	3%	1%

The district continues to make progress toward narrowing proficiency gaps. Students in all subgroups have met their progress and performance targets, continuing the school's Level 1 Status distinction.

Student Group	On Target = 75 or higher	Performance	Progress
All Students		81	Met Target
High Needs		79	Met Target
Low Income		84	Met Target
ELL and Former ELL		-	-
Students with Disabilities		81	Met Target
American Indian/ Alaska Native		-	-
Asian		-	-
African/American/Black		-	-
Hispanic/ Latino		93	Met Target
Native Hawaiian/ Pacific Islander		-	-
White		84	Met Target

Vocational Projects in the District Communities

Unlike students in traditional, comprehensive high schools, students at Monty Tech are asked to put their education into practice on a daily basis. Students across the twenty different vocational-technical education programs are building homes, reconstructing damaged properties, repairing service vehicles, making walkways more accessible, and performing countless community services.

The 2013-2014 school year was a busy one for our vocational educators, as each trade aimed to provide practical, hands-on learning experiences for our students, while helping to improve each of the eighteen member communities.

Auto Body: Collision Repair Technology: Throughout 2013-2014, the program completed seventy requests for service and repair work. Students detailed police vehicles, installed new fenders and repainted several town vehicles, benefiting the school, police and fire departments in local communities. With assistance from several other departments, the program hosted the annual car show, which was a tremendous success. Students also competed in the *World of Wheels* competition, held in Boston, and were awarded first place in the pedal car building competition. (Total enrollment: 60; 36 males, 24 females)

Automotive Technology: The Automotive Technology program saw a very busy year, marked by curriculum changes that instructors believe will benefit every student. Aligning state frameworks with NATEF standards, instructors purchased new textbooks and developed new lessons, designed to enhance the learning experience. The program also successfully completed the NATEF Master Automobile Service Technology recertification process, which occurs every five years. Because the Monty Tech program continues to hold this rigorous certification, students qualify for articulated credits at area colleges upon program completion. A top student, Brian Nielsen of Ashby was awarded a gold medal at the SkillsUSA state competition, and traveled to the national competition in June 2014. The program also supported eight students in the co-operative education program, and a total of fourteen students were employed within the industry. These students gained valuable workplace experience, applying the skills they learned in the rigorous automotive technology program, and received high praise from their employers. Finally, in addition to all of these accomplishments, program students and instructors completed work on more than 400 vehicles, including those of faculty, staff, retirees, district residents, and municipal vehicles. (Total enrollment: 54; 44 males, 10 females)

Business Technology: Students and instructors in the Business Technology program continue to enjoy an increased presence in the school community, providing assistance to shops and offices throughout the school by coordinating bulk mailing, labeling, organizing, and collating jobs. Offices that receive direct support from the Business Technology program include: Monty Tech Nurses' Office, front office, Monty Tech Tea Room, and Student Support Services. Students also assist wherever there is a customer service need, as in the annual greenhouse project, directed by Mr. Dylan Hager. Students serve as customer service representatives and cashiers for this very busy seasonal operation. Students also run a successful school store, The Gear House, refining their skills in cash handling, customer service, organization, and marketing. (Total enrollment: 76; 14 males, 62 females)

Cabinetmaking: The Monty Tech Cabinetmaking program is delighted to report the acquisition of a new and much-needed piece of equipment – a CNC Machining Center, which effectively utilizes a variety of software programs. Having this new equipment will allow instructors to teach specific skills that the industry and area employers demand. Throughout the year, students spent a great deal of time building and installing cabinetry in a number of public offices throughout the Monty Tech district, including: Westminster Town Hall weights and measure scale cabinet; Cherry sign for the Fitchburg Fire Department; two podiums for the Town of Athol; a cherry buffet for the United Way offices in Fitchburg; display cases for the Gardner Elks; and counter tops built and installed at the Barre Police Station. Finally, the program saw nine students benefit from co-operative learning experiences with area employers. Both students and employers reported enjoying the mutually beneficial experience. (Total enrollment: 72; 46 males, 26 females)

Cosmetology: Providing students with opportunities to earn industry-recognized credentials and certifications is a guiding principle in the Cosmetology department. Twenty-three seniors sat for the State Board Exams, and all twenty-three passed and are now licensed cosmetologists. More than half of the graduating seniors remain in the industry. Students in their junior year of the program, who are primarily responsible for managing the "clinic floor", provided numerous services that resulted in total sales in excess of $9,000. Monty Tech Cosmetology instructors continued to promote community service, and as a result, this year the program supported a classmate's Youth Venture Club project, raising more than $650 for this very worthwhile organization. (Total enrollment: 90; 1 male, 89 females)

Culinary Arts: Students and instructors in the Monty Tech Culinary Arts program are among the busiest in our school. In addition to operating a full-service dining room and bakery, which serves 90-120 patrons daily, culinary students showcase their talents at trade shows and competitions throughout the year. In 2013-2014, culinary arts students participated in three hot food competitions, and placed first on two of the events, where they were competing against area hotels, restaurants, and professional chefs. The program provided breakfast, lunch, and dinner, as well as support staff, for a number of events for public organizations, including: Fitchburg Rotary Club, Montachusett Home Health Care, Senate Ways and Means Committee, Gardner AARP, and the Fitchburg City Council. The program was also fortunate to receive new equipment, including a combination steam convection oven, a kitchen video monitoring system, two new butcherblock tables, and a custom stainless steel bench with power supply. (Total enrollment: 101; 35 males, 66 females)

Dental Assisting: During 2013-2014, the Dental Assisting program placed 3 students in co-operative educational placements, working with area dentists. Fourteen students earned externships, while twelve students participated in affiliation. All sophomore, junior, and senior students attended the Yankee Dental Convention in Boston, and learned about the most current trends and practices in the field. While national passing averages for Dental Assisting National Board (DANB) exams range from 69% - 78%, the Monty Tech dental students earned a 94% passing rate on the Infection Control exam and an outstanding 100% passing rate on the Radiology exam. The program supported four students who traveled to the SkillsUSA national competitions. For the fourth consecutive year, Monty Tech welcomed Community Health Connections, a school-based dental hygiene program whose goal is to provide dental services to students in need. Through this initiative, thirty-two students were examined by a dentist, had their teeth cleaned, and had sealants or temporary fillings applied as needed. Monty Tech Dental Assisting students were given hands-on, practical experience, as they assisted the staff from CHC during each dental procedure that was performed. (Total enrollment: 62; 5 males, 57 females)

Drafting Technology: Students in the Drafting Technology program earned well-deserved recognition for their achievements in 2013-2014. Four seniors held co-op positions, four students were recognized for outstanding SkillsUSA achievements, and 90% of the program's graduating seniors continue in the field of drafting, either by selecting a related college major or by entering the workforce in a related field. The shop continued to provide countless community services in the form of banners, signage, building plans, interior design plans, and decorating for school-sponsored events. Some of the more notable projects in 2013-2014 included: railings design for Harvard Public Schools; designed a Habitat for Humanity duplex in Fitchburg *(to be built by Monty Tech students and instructors 2014-2015)*; landscape design services for the Forbush Library in Westminster; and completing the Fitchburg Fire Department seal. (Total enrollment: 56; 33 males, 23 females)

Early Childhood Education: Jordan Patricks earned a gold medal at the 2014 SkillsUSA state competitions in Action Skills. From there, she traveled to the national competitions, placing 3rd. She was accompanied by her classmate, Jessica Shattuck, who served as a National Voting Delegate and was also awarded the President's Volunteer Service Award. These students represent the Monty Tech Early Childhood Education program well, as the program is known for a strong emphasis on community service, academic and vocational-technical excellence, and a commitment to continued education. During 2013-2014, Early Childhood Education students participated in the Massachusetts Association for the Education of Young Children's Recognition Dinner, constructing twenty 3-dimensional children's games to serve as centerpieces for the event. Students

volunteered at the *Boston Strong* relay held in Winchendon, organized and led children's activities at the annual ARC Christmas Party, and provided child care services for the mental health symposium held here at Monty Tech in May 2014. The Monty Tech Childcare Center continues to operate at full capacity, serves as a co-operative education site for two students, and successfully prepares their young students for transition into Kindergarten. The Center's Director, Ms. Kelley Booth, visits with prospective parents almost daily and handles frequent calls for Fall placement. (Total enrollment: 65; 2 males, 63 females)

Electrical: The Electrical program at Monty Tech continues to be one of the busiest trades in the school. During the 2013-2014 year, students and instructors completed a number of "outside projects" that include: installing new lighting at the Turkey Hill Middle School in Lunenburg, adding additional lighting receptacles at the Bromfield School in Harvard, adding additional receptacles and internet outlets in Barre, and rewiring a data network in Winchendon. Countless electrical projects were also completed in-house, including: library renovations, LED lighting on the outside of the school, and new equipment installations in a variety of vocational programs. The Electrical program is also particularly proud to have trained fourteen students who benefited from a co-op placement during the 2013-2014 school year, successfully applying what they have learned at Monty Tech in workplaces across North Central Massachusetts. (Total enrollment: 87; 76 males, 11 females)

Engineering Technology: The Monty Tech Engineering program continued to enhance their curriculum and instruction by embedding three Project Lead the Way courses into the already rigorous vocational-technical curriculum. Students performed quite well on the end of course assessments affiliated with the Project Lead the Way coursework, with nine students earning college credit in Principles of Engineering, seven students earning college credit in Introduction to Engineering Design, and eight students earning credit in Digital Electronics. These students may apply these credits at colleges and universities across the country. The exploratory program during the 2013-2014 school year yielded positive results for the program, with 12 students selecting Engineering Technology as their first choice. All thirteen seniors graduated, and reported plans to continue their education or continue working in the engineering field. Finally, instructors were pleased with the work done in their instructional space, citing better organization and increased safety. Instructors also look forward to further renovations in the instructional space, including a dropped ceiling, refinishing the floor, new work benches, and the installation of a second SMARTboard. (Total enrollment: 57; 45 males, 12 females)

Graphic Communications: The Monty Tech Graphic Communications program is pleased to have graduated twenty students, all of whom were accepted at a variety of colleges, including 2-year, 4-year, public, and private institutions. Throughout the 2013-2014 school year, the shop continued to produce large quantities of print projects for district towns and community service organizations. This year, the shop produced approximately three hundred twenty "outside" print projects, billing in excess of $18,000 and saving area town offices and school districts over $125,000. The shop also produced yearbooks for local institutions, saving each school approximately $8,000 - $10,000, as the billing only reflects the cost of materials. The Graphic Communications program also completed numerous "in house" projects in our student-operated copy center, including: over two million black and white copies, two hundred fifty thousand color copies, and over five hundred wide format prints. By industry standards, this would cost the district $275,000. Our cost to complete these projects was only $55,000, which resulted in a substantial savings of $219,500. The program was fortunate to receive a number of equipment upgrades and pieces of new technology, including: Konica Minolta High Speed Copier, a Konica Minolta Office Color Copier, and ten (10) new iMac computers, each equipped with CS6 software. (Total enrollment: 83; 28 males, 55 females)

Health Occupations: The Health Occupations program at Monty Tech continues to educate a large number of students, providing a rigorous education grounded in current medical knowledge and practice. With guest speakers including a mortician, an emergency room physician, the American Red Cross and representatives from Battered Women's Resources, instructors aim to provide students with critical exposure to a variety of health-related career options. The program, which boasts an enrollment of more than one hundred students, continues to participate in community service programs, including Red Cross Blood Drives, Pediatric Day (in

conjunction with students from the Early Childhood Education program), and a "baby shower" for women living in a local battered women's shelter. The Health Occupations program is dedicated to providing all students with opportunities to earn industry-recognized credentials, and as a result, students earn the following credentials: Medical Terminology Certificate; Occupational Safety and Health Administration (OSHA) 10-hour certification; Cardiopulmonary Resuscitation (CPR) and First Aid Certificate through the American Heart Association; Certified Nursing Assistant License through the American Red Cross; and Certified Clinical Medical Assistant credential through the certifying board of the National Healthcare Association. (Total enrollment: 103; 7 males, 96 females)

House Carpentry: Most of the work done by the students and instructors in the Monty Tech House Carpentry program is done off-campus, completing renovation, building, and repair work for member communities. Some of the more notable projects from the 2013-2014 school year include: building two baseball dugouts (wood frame and asphalt shingle roofs) for Phillipston Elementary school; building four dugouts (wood frame, corrugated metal roofs, and PVCF trim); installing interior wall partitions, renovating exterior walls, and installing new windows at the Templeton Senior Center; building and installing cabinets at the Templeton Food Pantry; renovating the "booking room" at the Barre Police Station; installing a guard rail, small shed, handicapped ramp guardrail, and Police Station sign for the Town of Hubbardston; replacing deteriorated aluminum trim around the school entrance at the Lunenburg Primary School; and reconstructing and reroofing the West Fitchburg Gazebo. (Total enrollment: 61; 36 males, 25 females)

Industrial Technology: In 2013-2014, the Monty Tech Industrial Technology program added instructor Matt McGee to the talented team of educators. Mr. McGee's great enthusiasm for the subject matter has been a welcome addition to the program, as he brings a wealth of both industry and teaching experience. Additionally, his immediate contributions to the program have resulted in revised and improved curriculum in interpreting technical drawings and prints, and troubleshooting problems in heating and cooling systems. In a program where students are called on for "a little bit of everything," a great deal of work was done to assist local municipal offices in building upgrades and renovations. Some of the more notable outside projects include: conducting an energy audit for the Sterling Municipal Light Department, and making necessary upgrades to the Department of Public Works main building, in an effort to reduce energy consumption at this aging facility. The co-operative education program continues to be a highlight for students in the Industrial Technology program, as seven students were awarded co-op placements during the year. (Total enrollment: 54; 47 males, 7 females)

Information Technology: As with any school, Information Technology provides key services to the educational community. In addition to the critical in-house Help Desk services offered by the program, students and instructors performed in excess of four hundred hours of repair, upgrading, and troubleshooting computer problems for Monty Tech community members. Competing in three categories: network security, digital forensics, and Cisco networking, a team of six talented students (led by instructor Richard Duncan) captured second place at the CyberPatriot event, a national high school cyber defense competition, founded by the Air Force Association. A team of seven Information Technology students travelled to Fitchburg State University, and participated in a highly competitive programming event. The team placed 5th in a field of more than forty teams. Finally, to ensure program graduates are armed with valuable industry-recognized certifications, program instructors offer students the following certification opportunities: CIW Web Foundation certification (passing rate 56%), TestOut PC Pro certification (passing rate 69%), IC3 certification (passing rate 75%), Discover I Networking course (passing rate 100%), and Cisco IT Essential Course for Computer Repair and Maintenance (passing rate 88%). (Total enrollment: 60; 55 males, 5 females)

Machine Technology: The Monty Tech Machine Technology department was pleased to add a new piece of equipment to the training program, a Sinker Electrical Discharge Machine (EDM), which will enable instructors to better prepare students to enter the workforce, and making them more marketable to area machine shops that utilize similar equipment. Two students advanced from the SkillsUSA district competition to compete at the state level, one in Precision Machining and the other in CNC Milling. The program is particularly proud of student efforts in Precision Machining at the state SkillsUSA competition, where a

Monty Tech student won a bronze medal. A total of thirteen (13) students were offered co-op employment, and were able to put their vocational education into practice at area machine shops. Students who remained at the school refined their skills by completing a number of special projects, including: manufacturing brass plaques to mark projects within the school and outside projects in Monty Tech communities, laser engraving plaques for the school's annual car show, and collaborating with Auto Body students to manufacture the rims, steering wheel, pedals, dashboard, and license plate for the pedal car that was entered into the *World of Wheels* competition, winning first prize. (Total enrollment: 63; 58 males, 5 females)

Masonry: Students and instructors in the Monty Tech Masonry program were busy on our campus, as well as in many of the member communities throughout the 2013-2014 school year. Community services included: building four block dugouts at Quabbin High School in Barre, installing concrete anchors for a batting cage at Ashburnham's Little League field, installing stone veneer on a concrete wall at Bromfield School for Harvard Access Television, installing a tile floor at the Barre Police Station, replacing a concrete floor for the Winchendon Housing Authority, completing tile and concrete repairs at Lunenburg High School, installing benches for Phillipston and Templeton Little League, and tiling three bathrooms and a stone veneer at the Westminster Senior Center. When students weren't busy in our district communities, they were preparing for and competing in the Massachusetts Trowel Trades Association (MTTA) competition. The annual event was held at Monty Tech, which brought seventy-two competitors and a total of two hundred fifty people to our campus in the spring of 2014. Finally, Masonry students performed particularly well in the district and state SkillsUSA competitions, where one student was awarded a gold medal and earned the right to travel to the national event in Kansas City, Missouri in June 2014. (Total enrollment: 71; 60 males, 11 females)

Plumbing: The Plumbing program welcomed a new instructor, Ms. Melissa Blanchard to the team of talented instructors, filling a vacancy that was left after longtime Plumbing instructor, Mr. John Dolen, retired after more than twenty years of service. Ms. Blanchard is a welcome addition to the program, whose depth of both industry and instructional experience is a steady and valuable resource for students and instructors alike. Prioritizing employability, the Plumbing instructors worked closely with the district's Co-Op Coordinator, Ken Baer, to provide all students in their junior year an opportunity to develop a comprehensive professional resume, and participate in the mock interview program. This experience will help students as they transition into the world of work. The Plumbing program is particularly proud to have trained seven students (more than 20% of the junior and senior class) who were given an opportunity to demonstrate their technical skills in a co-operative educational placement. The Monty Tech Plumbing program, like others throughout the school, is committed to community service, and as a result, during the 2013-2014 school year, students and instructors completed rough drainage work at the Templeton Senior Center, and installed plumbing and heating systems in an unused space at the Bromfield School in Harvard, which is now home to the Harvard Community Cable Access Group. The Monty Tech Plumbing program proudly graduated sixteen students in the Class of 2014. Two students, in particular, received prestigious trade awards/recognitions: Matthew Parmenter (Winchendon) was named a Vocational-Technical All-Star by the Plumbing, Heating and Cooling Contractors Association of Massachusetts; and Shane Lashua (Westminster) was awarded the highly competitive Central Massachusetts Plumbing & Gas Fitting Inspectors Association scholarship. (Total enrollment: 69; 67 males, 2 females)

Welding/Metal Fabrication: The Welding/Metal Fabrication program is charged with successfully completing numerous projects on the Monty Tech campus, including repair work, layout, design, and installation. In conjunction with other trades at the school, students and instructors in the Welding/Metal Fabrication program are instrumental in the successful completion of many of the school's building renovation initiatives. In addition to the more than 60 miscellaneous projects successfully completed by students during the 2013-2014 school year, students and instructors worked collaboratively to complete the following community service projects: fabricated and welded a 31 ft. multi-section guard rail for the Bromfield School in Harvard; rebuilt a 10 ft. plow for the Winchendon Schools; fabricated and welded edge protectors for the Winchendon Housing Authority; fabricated and welded a handrail for the Hubbardston Slade Building; fabricated signs for the Town of Ashburnham fields; designed, fabricated, and welded six park benches for the Johnny Appleseed Trail Association in Fitchburg; and fabricated and welded wall mount brackets for the Fitchburg Fire Department.

The program was pleased to place ten top students in co-operative education work experiences across the district. (Total enrollment: 59; 52 males, 7 females)

Special Services

During the 2013-2014 school year, Montachusett Regional Vocational Technical School District provided special services to approximately three hundred students – measuring progress of over two hundred students on Individual Education Plans (IEPs) and just under one hundred students adhering to individualized Section 504 plans. While the Student Support Services (SSS) Department encompasses special education, the department provides support and is available to all Monty Tech students.

The department includes a full-time nursing staff that administers medications, performs state-mandated health screening exams, and provides, when necessary, health information to the special education team for a student's IEP meeting. The department benefits from a full-time school social worker who participates in departmental meetings and assists students who have needs concerning finances, family issues, homelessness, maternity, health issues, and proper food and clothing. The school is also fortunate to have on staff a full-time psychologist, whose role it is to evaluate all students referred for an initial evaluation or who require a three-year re-evaluation. In addition, we have a full-time speech pathologist, who is available to assist students with disabilities, assess these students and consult with teachers. Our students also have access to the services of a full-time adjustment counselor and part-time school psychologist. All of these individuals are available for scheduled counseling sessions and mental health emergency treatment, as well as crisis intervention.

The school's Director of Student Support Services oversees the district's Special Education Program, which is reviewed annually in May, in accordance with regulatory requirements. The comprehensive review and evaluation are done in collaboration with the Parent Advisory Council, and the results of the evaluation are used to improve the special education procedures and programs in place at Montachusett Regional Vocational Technical School.

Technology

In 2013-2014 Monty Tech continued the process of improving our network infrastructure to meet future needs. The Massachusetts Department of Elementary and Secondary Education's initiative to replace the current MCAS student assessment testing system with PARCC, an online student assessment testing system, is the driving force for such improvements in school districts across the state.

Monty Tech has completed the upgrade of the network core switch and other network switches throughout the building. Internet bandwidth was increased, and will increase further in 2014-2015. A second firewall was added to reduce the possibility of internet downtime. In July 2013, the school installed building-wide wireless access. We believe these improvements put the school in a position of being ready for the new PARCC assessment pilot testing scheduled for Spring 2015.

In December 2013, the library re-opened after a lengthy renovation. The library is equipped with laptops and a high-resolution projection system, and is home to two "quiet rooms" and one classroom, equipped with laptops and a SMARTboard.

Monty Tech continues to replace and add technology equipment and software so that students and staff gain experience with newer technology. The school added SMARTboards in several classrooms during the year. In addition, the Special Education department began using iPods as an e-reader assistive technology tool. Administrators began using iPads and Teachpoint teacher evaluation software to meet the reporting

requirements of the Massachusetts Department of Elementary and Secondary Education (DESE) educator evaluation system.

SkillsUSA

SkillsUSA is a partnership of students, teachers and industry working together to ensure America had a skilled workforce. Through our association with Skills USA, our students develop job skills, leadership and professional skills, as well as provide community service.

Led by co-advisors, Ms. Kelsey Moskowitz, English teacher, Anne Marie Cataldo, Early Childhood Education Instructor, and Brad Pelletier, Special Education teacher, 2013-2014 proved to be a remarkable year for the Monty Tech SkillsUSA chapter. Highlights of the year include:

- Fitchburg resident, and Dental Assisting student, Brittany Velez, served as SkillsUSA National Secretary.

- Fifteen students attended the Annual Fall State Leadership Conference. The conference spanned three days, and presented the students with an opportunity to develop leadership skills and perform community service at an area YMCA Day Camp.

- The SkillsUSA local competition was held in December 2013/ January 2014. The competitions took place over a three-week period, and included leadership competitions as well as technical and skill based competitions. The event culminated in a Local Awards Ceremony, held at the school on January 29, 2014.

- Winners from the local competition advanced to the district competitions, held at Bay Path Regional Vocational Technical School. There, a grand total of thirty-nine (39) medals were captured by Monty Tech students - fourteen (14) gold, fourteen (14) silver, and eleven (11) bronze medals. Three students also qualified to run for the State Executive Council.

- Two students, Jessica Shattuck (Early Childhood Education) and Cassandra Campbell (Drafting Technology), served on the State Advisory Committee to help aid in the planning of the State Conference.

- A total of sixty-seven (67) students attended the State Leadership and Skills Conference, also held at Blackstone Valley Vocational Technical School. Traveling to the highly competitive conference were twenty-nine (29) District Medalist and qualifiers, thirteen (13) local leadership contestants, three (3) state officer candidates, and twenty-two (22) voting delegates. The event culminated with fourteen (14) medals and ten (10) students earning the right to compete at the National Leadership & Skills Conference held in Kansas City, Missouri in late June. Russell Holbert, Jessica Shattuck and Cassandra Campbell were selected to be national voting delegates.

- Five students also traveled to the National Conference, where they received the coveted President's Volunteer Service Award.

- In June 2014, fifteen students and six instructors attended the National Leadership & Skills Conference in Kansas City, Mo. There, Jordan Patricks, a junior in Early Childhood Education (from Holden) received a bronze medal in Action Skills.

- Throughout the year, students participated in a number of community service projects, including: a "Change for Children" Campaign; a holiday party and celebration for children in the Fitchburg area; Salvation Army "Christmas Angels" were distributed to collect toys and gifts for underprivileged children; Raffle to benefit Be Like Brit Foundation and The Doug Flutie Jr. Foundation for Autism.

Marine Corps JROTC

The Monty Tech Marine Corps Junior Reserve Officers Training Corps (MCJROTC) had an eventful school year with enrollment exceeding 190 students. For the first time in its twelve-year history, the Monty Tech program was proud to see a cadet awarded the *Legion Of Valor* award. This is the highest award a deserving cadet may receive, recognizing academic excellence and extraordinary leadership skills. The *Legion of Valor* award was presented to Jessica Shattuck of Fitchburg by the Commanding General of Marine Corps Training and Education Command.

The JROTC Cyber Security Team, led by First Sergeant Paul Jornet and Information Technology Instructor Richard Duncan, once again captured national recognition by placing second in the Air Force Association's National Cyber Security Competition held in Washington, DC.

The 2013-2014 Corps of Cadets completed over eighty-six hundred hours (8,600+) of community service throughout the district. The corps conducted a major canned food drive, worked side-by-side with the Marine Corps in a national Toys 4 Tots campaign, and spent four weekends working with the Salvation Army. The cadets also supported their adopted charity, Canines For Combat Veterans, raising more than $21,000 through its annual "March-A-Thon".

One hundred Monty Tech cadets attended adventure training and leadership camps, hosted on Cape Cod and Boswell, Pennsylvania, where they were joined by cadets other JROTC units from across New England. Both camps provided cadets with both individual and team development opportunities.

During the summer of 2014, our Cyber Team was again asked to support three Cyber STEM camps. The Cyber Team coordinated the implementation of three, one-week long camps that focused on defending cyber networks from attacks. The camps also offered an introduction to robotics programming using the VEX Robotics System. The camps were attended by 300 students, representing twenty states.

The Monty Tech JROTC program was honored by a recent invitation issued by Senator Brewer, who asked the unit's Color Guard to present colors in the senate chamber for the 2014 Memorial Day observation at the Massachusetts State House. This recognition was a true honor for our cadets. The Cadet Corps continues to support community and patriotic functions throughout the district.

Women in Technology

The past year marked the 12th year that the North Central Massachusetts Women In Technology program has been providing opportunities for young women from area high schools to learn firsthand about careers in high-tech and business. Participants spent two days a month working on real-world work projects under the mentorship of company managers at SimplexGrinnell and Tyco Safety Products in Westminster, subsidiaries of Tyco International, a Fortune 500 company.

Students from Monty Tech, Leominster's Center for Technical Education Innovation, Oakmont, Quabbin, Gardner, Fitchburg and Narragansett participate in the program. Their completed projects are unveiled at an annual end-of-the-year presentation held in Monty Tech's Performing Arts Center. Corporate sponsors, along

with families, friends and teachers, are invited to attend and see what the students have accomplished during the school year.

This long-standing program continues to offer opportunities to young ladies interested in gaining work experience in a corporate setting. Affiliation with the program, and skills acquired through participation in the Women in Technology program, open doors to career opportunities not otherwise available to high school students. Graduates of the program are also equipped with a foundation to better meet the challenges of an ever-changing and demanding work force.

Each year, graduates of the program go on to rewarding and well-paying careers, made possible by this unique experience.

Student Athletics

The Monty Tech athletic program continues to expand in scope and skill each year. More students and teams compete every season. In fact, during the 2013-2014 school year, the Monty Tech Athletic program saw a record number of student athletes participating in competitive sports programs, more than 450 participants! During the fall of 2013, Monty Tech was well-represented by eighteen teams. In the winter months, there were thirteen teams, and wrapping up the year, spring saw fourteen teams come together at Monty Tech.

Last fall, the Varsity Football team started out strong, winning 5 of their first 7 games to qualify for the playoffs in the new football playoff system. They played a very tough game against St. Bernard's, losing 29 – 22. This may have taken a bit out of their sails as they finished the season 5 – 6. The JV Football team was 8 – 1 - 2 and the Freshmen Football team was 3 – 4. The Varsity Boys Soccer team finished at 8 – 6 – 3, qualifying for the post-season tournament, where they lost to Douglas, 3 – 0. The JV Boys Soccer team was 8 – 5 – 1, another improvement over the last year. The Varsity Golf team was 5 – 11 – 1 overall, while the JV Golf team participated in three tournaments, gaining valuable experience on the links. The Varsity Field Hockey team was 12 - 4 - 2, qualifying for the Central Mass Tournament for the fourth consecutive year. They beat Blackstone Valley, 2 – 1, in the first round, and lost to Narragansett 2 – 0 in the quarter finals. The JV Field Hockey team finished at 6 – 5 – 1. The Boys Cross Country team was 11 - 3 and finished 2nd in the Colonial Athletic League with a 5 – 2 record. The Girls Cross Country team was 9 – 3 overall and 5 – 1 in the Colonial Athletic League, finishing 2nd. The Varsity Girls Volleyball team went 4 – 16. They had their annual Bump-Set-Spike competition in October, raising more than $3,000 to help the fight against Breast Cancer. The JV Girls Volleyball team was 10 - 10 and the Freshmen Girls team continued to improve with an 8 – 6 record. The Varsity Girls Soccer team was 11 – 7 and qualified for the post-season where they lost to Assabet 1 – 0. The JV Girls Soccer team finished at 12 – 3 and will send some fine players to the varsity next year.

The Girls Varsity Basketball finished at 11 – 8 on the season, qualifying for the Central Mass Tournament in Steve Newingham's last season as coach. They lost to South Lancaster Academy, 51 – 46 in the first round. The JV Girls were 11 - 6 and the Freshmen Girls were 10 – 5. The Varsity Boys Basketball team finished at 9 – 10, missing an opportunity for the post season because of a snowed out game. The JV Boys Basketball team was 15 – 4. The Freshmen Boys were 13 – 6. The Wrestling team (a co-op team comprised of students from Fitchburg, Oakmont, Murdock, and Monty Tech) participated in many dual meets and tournaments finishing at 3 – 8. Tyler Popp, a freshman, participated in the State Tournament at the end of the year. The Ice Hockey team (a co-op team comprised of students from Fitchburg and Monty Tech) missed the playoffs for the 2nd year in a row. The JV Ice Hockey team played very well and we should be better next year. We participated in a Co-op Swim team with Leominster, North Middlesex and Oakmont and had 7 swimmers from Monty Tech participating. They swim at the Fitchburg State University pool, one of the best in the area. Indoor Track & Field student athletes each participated in 7 meets, and recorded some fine individual performances.

In the spring, the Varsity Softball team qualified for the Central Mass Tournament with a 12 - 8 record. They beat AMSA, 14 – 1 and lost to Assabet 11 - 5. The JV Softball team was 8 – 5. The Varsity Boys Volleyball team was 17 – 3 and 10 – 0 in the Colonial Athletic League, winning the league title for the 2nd year in a row. They beat Worcester Tech 3- 0 in the first round of the State Vocational Tournament, before losing to Greater New Bedford Vocational 3 – 0 in the finals. The JV Boys Volleyball team played strong all year and finished at 13 – 1. The Varsity Baseball team finished at 10 – 10 and qualified for the post-season tournament, where they lost to Auburn, 8 - 0. The JV Baseball team was 13 – 4 and the Freshmen Baseball team was 9 – 5. Due to poor field conditions, both the Varsity and JV teams played a lot of home games away using the Fitchburg State University and Oakmont fields for games, while the freshmen played a number of their games at the Westminster Babe Ruth field. The Boys Track & Field team was 7 - 1, placing 2nd in the Colonial Athletic league with a 6 - 1 record. The Girls Track & Field team was 6 – 2, also placing 2nd in the Colonial Athletic League with a 5 - 2 record. The Varsity Boys Lacrosse team played in 17 games going 2 - 15. The JV Boys Lacrosse was 10 – 3 – 2, as we look to the future. The Girls Lacrosse team, a co-op with North Central Charter School, finished at 2 – 11 on the year. We had two boys and seven girls play for Fitchburg High School in Boys and Girls Tennis in a Co-Op agreement. He made the Sentinel and Enterprise All-Star team his first year on the team. We may try to add girls to the Co-Op at Fitchburg in tennis next spring.

Congratulations to the Outstanding Male and Female athletes for 2013-2014, Patrick Fenton and Brandi Richard.

Postgraduate and Continuing Studies

The Postgraduate & Continuing Studies Program, also known as Monty Tech Nites, continues to update and add courses that emphasize a commitment to excellence by offering affordable, quality, and enjoyable educational experiences. For the Fall of 2013, Monty Tech offered 101 courses "in-house" and another 400+ were offered online. Approximately 840 seats were sold for Fall 2013 courses. In comparison, there were 92 "in-house" courses and, again, over 400 on-line courses offered during the Spring 2014 semester. Approximately 790 seats were sold for Spring 2013 courses.

In March 2014 the postgraduate program successfully graduated our third class of fifteen Emergency Medical Technicians. The students took their practical exam at Monty Tech and proceeded to take their written exam at a state-designated facility. Several graduates have already found employment in their chosen field.

The Director of the Postgraduate & Continuing Studies Program actively seeks information to develop new (and expand existing) certificate and licensure programs that align with regional workforce needs and employment trends.

Practical Nursing Program

The Practical Nursing Program is designed to prepare graduates to practice safely, ethically and in a caring manner for patients who are experiencing common variations in health status in diverse health care settings. This mission, which is consistent with the philosophy and goals of the Montachusett Regional Vocational Technical School District, accomplished the following:

- Identifies a strong relationship between academic and vocational preparation
- Stresses the importance of developing critical thinking skills to function safely, effectively, and productively in an ever-changing technical and diverse society
- Supports the maintenance of a positive and caring learning and practice environment

In June 2014, thirty-three (33) students graduated and entered the nursing profession. The class achieved an initial NCLEX pass rate of 88%, and just over 91% of the 2014 graduates are currently working in the North Central area as LPNs in various health care settings from long term care, sub-acute care, clinics and prison health care.

The Monty Tech Practical Nursing Program continues to develop the "LPN to BSN Bridge" relationship with Fitchburg State University. Additionally, the program is proud to report an expanded partnership with Fitchburg State University, as both institutions were recently awarded a grant known as the "Nurse of the Future" initiative, awarded by the state Department of Higher Education. The grant funding will assist veterans hoping to transition from military to civilian healthcare fields, granting academic credits for previous military training and experience in related fields. The goal of this unique partnership is to have five students enrolled in the program at both Monty Tech and Fitchburg State University annually.

Looking Ahead

While the Montachusett Regional Vocational Technical School District educational community is certainly proud of the achievements of our talented students, faculty, and staff, we continue to have an eye toward the future, always committed to improving our vocational and academic programming, strengthening key partnerships, and maintaining facilities that contribute to student success and achievement. As we look ahead, there are a number of programs and initiatives that we expect will have a positive impact on our school and students for years to come.

Expand partnerships with area colleges and universities: Building upon an already strong partnership with area colleges, Monty Tech hopes to bring additional vocational-technical training opportunities to students that may result in articulated credits. Providing students with an opportunity to earn college credits while still in high school will not only save the students time and money, it validates they very rigorous educational programs in place here at Monty Tech. In 2014-2015, school officials hope to work closely with area college leaders to also accomplish the following:

- Embed MWCC's Emergency Medical Technician (EMT) certificate program into Monty Tech's Health Occupations program, which would result in students earning an additional eight (8) college credits before leaving Monty Tech;

- Work closely with MWCC and Becker College to develop a Cyber Security certificate and/or degree program that aligns with Monty Tech's already very successful Information Technology (and Cyber Security) program;

- Establish a branch office of a financial institution *(to be named later)*, which would allow instructors in the school's Business Technology program to expand the scope of their curriculum to include financial literacy, bank teller employability training, as well as provide a much-needed service to the Monty Tech educational community. Upon the establishment of this banking institution, Monty Tech school officials will work to develop articulation agreements with area colleges who will honor the valuable experiences learned from the expanded curriculum;

- Continue discussions regarding the development of a $30,000 Baccalaureate Degree program with leaders at four Central Massachusetts public higher educational institutions: Fitchburg State University, Mount Wachusett Community College, Quinsigamond Community College, and Worcester State University. Upon completion, Monty Tech graduates will benefit from an agreement that outlines a "stackable pathway" of college credits that are guaranteed to transfer across these institutions, saving students in Central Massachusetts time and money as they pursue advanced education and training.

Expand AP offerings: While Monty Tech currently offers a limited menu of Advanced Placement coursework, district officials anticipate expanding AP offerings in the coming years. Grounded in the belief that because today's vocational programs are rigorous and complex, high school academic offerings should be as well. To that end, administrators have considered introducing courses such as AP Environmental Science, AP United States History, and even AP Computer Science Principles (*available Fall 2016*).

Seek grant funds to support the addition of cutting edge vocational-technical educational programming: In an effort to maintain currency, appeal to a broad spectrum of students, and address documented, regional workforce needs, Monty Tech officials are actively seeking grant funding that would support the establishment of a new vocational-technical program, Animal Science/ Vet Tech. District officials, in collaboration with post-secondary partners, seek to establish a cutting edge veterinary science program, addressing a documented need in the career/technical education offerings in North Central Massachusetts, significantly bolster the local workforce, and create an opportunity for students to successfully bridge from secondary to post-secondary education. There are only five Chapter 74 animal science programs in high schools across the Commonwealth, and students in the Monty Tech sending districts do not have access to any of these programs. As a result, our students are at a distinct disadvantage for related employment opportunities.

Expand Summer Camp offerings: The school's Dean of Admissions has developed an expanded Summer Camp program that will bring additional opportunities to interested 6th – 8th grade students in our eighteen sending communities. Students will be invited to attend one of eight innovative summer enrichment programs, each designed to introduce students to vocational programming, familiarize them with our school, and culminate in an exciting field trip! Additionally, thanks to the continued generosity of the Monty Tech Foundation, scholarships will be available to students who qualify for free/reduced lunches, and all costs associated with the field trip will be covered for every participant.

The Monty Tech School Committee

The Montachusett Regional Vocational Technical School District Committee is comprised of twenty-two dedicated individuals, whose expertise proves invaluable in advising the district's operations, policies, and procedures.

Our students continue to benefit from the broad scope of their experience and varying perspectives, and we are thankful to the following members of the 2013-2014 School Committee for their outstanding service.

Eric Olson, Phillipston
Chair

Barbara Reynolds, Lunenburg
Vice Chair

Diane Swenson, Ashburnham
Peter Capone, Ashby
Toni L. Phillips, Athol
John Scott, Barre
Claudia Holbert, Fitchburg
Brian J. Walker, Fitchburg
Ronald Tourigny, Fitchburg
LeRoy Clark, Fitchburg
Helen Lepkowski, Gardner
Eric D. Commodore, Gardner

TBD, Harvard
James Cournoyer, Holden
Kathleen Airoldi, Hubbardston
Edward Simms, Petersham
John P. Mollica, Princeton
Mary C. Barclay, Royalston
Dr. Kenneth I.H. Williams, Sterling
James M. Gilbert, Templeton
Walter Taylor, Westminster
Burton E. Gould, Jr., Winchendon

Terri Hillman, Winchendon
Secretary

Norman J. LeBlanc
District Treasurer

TOWN CLERK

AT THE RECOMMENDATION OF THE REGISTRY OF VITAL RECORDS AND US DEPARTMENT OF STATE AND FOR THE SAFETY AND SECURITY OF THE RESIDENTS OF TOWN, NAMES OF INDIVIDUALS HAVE BEEN ELIMINATED AND INSTEAD THE NUMBER OF OCCURANCES OF EACH BIRTH, MARRIAGE AND DEATH ARE TOTALLED FOR THE YEAR.

DURING 2014 THE TOWN CLERK RECORDED THE FOLLOWING:

BIRTHS – 86 **DEATHS – 71** **MARRIAGES - 38**

TOWN MEETING EXCERPTS:
SPECIAL TOWN MEETING JANUARY 7, 2014

The Moderator declared a quorum present and called the meeting to order at 7:02 PM in the Lunenburg High School Auditorium. Due to the large turnout a recess was called to allow voters to check in. Meeting resumed at 7:26 p.m. The Moderator led us in the Pledge of Allegiance and reminded attendees of the rules of procedure.

ARTICLE 1. To see if the Town will vote to appropriate, borrow or transfer from available funds, a sum of money to be expended under the direction of the School Building Committee for construction of a new Lunenburg Middle/High School, designed for approximately 820 students in Grades 6 – 12, to be located at 1079 Massachusetts Avenue, Lunenburg, MA 01462, which school facility shall have an anticipated useful life as an educational facility for the instruction of school children of at least 50 years, and for which the Town may be eligible for a school construction grant from the Massachusetts School Building Authority ("MSBA"). The MSBA's grant program is a non-entitlement, discretionary program based on need, as determined by the MSBA, and any project costs the Town incurs in excess of any grant approved by and received from the MSBA shall be the sole responsibility of the Town. Any grant that the Town of Lunenburg may receive from the MSBA for the Project shall not exceed the lesser of (1) fifty-nine point eleven percent (59.11%) of eligible , approved project costs, as determined by the MSBA, or (2) the total maximum grant amount determined by the MSBA. Board of Selectmen recommends approval, 5-0. Finance Committee recommends approval, 5-1. VOTED (2/3rds declared) to appropriate by borrowing $72,975,321.00 and to meet this appropriation the Board of Selectmen and Town Treasurer are authorized to borrow said sum under M.G.L. chapter 44, or pursuant to any other enabling authority. The Town of Lunenburg acknowledges that the MSBA's grant program is a non-entitlement, discretionary program based on need, as determined by the MSBA, and any project costs the Town of Lunenburg incurs in excess of any grant approved by and received from the MSBA shall be the sole responsibility of the Town of Lunenburg; provided further that any grant that the Town of Lunenburg may receive from the MSBA for the Project shall not exceed the lesser of (1) fifty-nine point eleven percent (59.11%) of eligible, approved project costs, as determined by the MSBA, or (2) the total maximum grant amount determined by the MSBA; provided that any appropriation hereunder shall be subject to and contingent upon an affirmative vote of the Town to exempt the amounts required for the payment of interest and principal on said borrowing from the limitations on taxes imposed by M.G.L. 59, Section 21C (Proposition 2 ½); and that the amount of borrowing authorized pursuant to this vote shall be reduced by any grant amount set forth in the Project Funding Agreement that may be executed between the Town of Lunenburg and the MSBA.

ARTICLE 2. To see if the Town will vote to amend the Town's Zoning Bylaw by adding a new Section 9.0, entitled Temporary Moratorium on Medical Marijuana Treatment Centers/Registered Marijuana Dispensaries, that would provide as follows, and further to amend the Table of Contents to add Section 9.0, "Temporary Moratorium on Medical Marijuana Treatment Centers/Registered Marijuana Dispensaries:"

Section 9.0.1. Purpose

By vote at the State election on November 6, 2012, the voters of the commonwealth approved a law regulating the cultivation, distribution, possession and use of marijuana for medical purposes. The law provides that it is effective on January 1, 2013. On May 8, 2013, the State Department of Public Health promulgated Regulations that became effective on May 24, 2013. Currently under the Zoning Bylaw, a Medical Marijuana Treatment Center, identified in the State Regulations as a Registered Marijuana Dispensary, is not a permitted use in the Town of Lunenburg. The State Regulations provide guidance to the Town in regulating medical marijuana, including Medical Marijuana Treatment Centers/Registered

Dispensary, is not a permitted use in the Town of Lunenburg. The State Regulations provide guidance to the Town in regulating medical marijuana, including Medical Marijuana Treatment Centers/Registered Marijuana Dispensaries. The regulation of medical marijuana raises novel and complex legal, planning, and public safety issues and the Town needs time to study and consider the regulation of such use and address such novel and complex issues, as well as to address the potential impact of the State regulations on local zoning and to undertake a planning process to consider amending the Zoning Bylaw regarding regulation of medical marijuana treatment centers and other uses related to the regulation of medical marijuana. The Town intends to adopt a temporary moratorium on the use of land and structures in the Town for Medical Marijuana Treatment Center/Registered Marijuana Dispensaries so as to allow the Town sufficient time to engage in a planning process to address the effects of such structures and uses in the Town and to enact bylaws in a manner consistent with sound land use planning goals and objectives.

Section 9.0.2. Definition

"Medical Marijuana Treatment Center" shall mean a not-for-profit entity, as defined by Massachusetts law only, registered by the Department of Public Health as a Registered Marijuana Dispensary, that acquires, cultivates, possesses, processes (including development of related products such as food, tinctures, aerosols, oils or ointments), transfers, transports, sells, distributes, dispenses, or administers marijuana, products containing marijuana, related supplies, or educational materials to qualifying patients or their personal caregivers.

Section 9.0.3. Temporary Moratorium

For the reasons set forth above and notwithstanding any other provisions of the Zoning Bylaw to the contrary, the Town hereby adopts a temporary moratorium on the use of land or structures for a Medical Marijuana Treatment Center/Registered Marijuana Dispensary. The moratorium shall be in effect through December 31, 2014 or until such time as the Town adopts Zoning Bylaw amendments that regulate Medical Marijuana Treatment Centers/Registered Marijuana Dispensaries and related uses, whichever occurs earlier. During the moratorium period, the Town shall undertake a planning process to address the potential impacts of medical marijuana in the Town, consider the State Regulations and related uses, and shall consider adopting new Zoning Bylaws to address the impact and operation of Medical Marijuana Treatment Centers/Registered Marijuana Dispensaries and related uses; or take any action relative thereto. Board of Selectmen recommends disapproval. Finance Committee – no recommendation. Planning Board recommends approval 5-1. ARTICLE 2 was DEFEATED

Special Town Meeting adjourned at 9:30 P.M.

TOWN MEETING EXCERPTS:
ANNUAL TOWN MEETING MAY 3, 2014

The Moderator declared a quorum present and called the meeting to order at 9:00 a.m. in the Lunenburg High School auditorium. The Moderator noted that the warrant was duly posted, after the pledge of allegiance the rules governing town meeting were explained. The following retirees were recognized for their years of service to the Schools: Donna Lee Duquette, Helena Louzonis, and Laura Rudy.

ARTICLE 1. To see if the Town will vote to re-authorize in accordance with MGL Chapter 44 §53E1/2 the Ambulance Billing revolving fund. The Purpose of this fund will be to cover the cost associated with compensating third party advanced life support companies and third party billing companies that contract and supply services to the town. Five per cent (5%) of the total revenue generated by ambulance services rendered and 100% of the revenue generated by Advanced Life Support services rendered shall be deposited into said revolving fund. The proceeds of said Revolving Fund shall be expended by the Fire Department without further appropriation for the sole purpose of reimbursing the aforementioned companies for services rendered to the town; expenditures from the revolving fund may not exceed $50,000 during the fiscal year without the approval of he Board of Selectmen and Finance Committee or take any other action relative thereto. (Submitted by Fire Chief) Board of Selectmen Recommends Approval, 4-0. Finance Committee Recommends Approval, 5-0. VOTED UNANIMOUS CONSENT

ARTICLE 2. To see if the Town will vote to re-authorize in accordance with MGL Chapter 44, §53E1/2 the Timber Rights revolving fund, such fund to be credited with the proceeds of sale by the Conservation Commission of the rights to harvest timber; funds in the account to be expended for the acquisition of land for conservation purposes and associated costs of such acquisitions, including but not limited to appraisals and payment of accrued taxes; such funds may also be expended for improvements on land already under the custody and control of the Conservation Commission; the Conservation Commission may expend such funds without further appropriation; expenditures from the revolving fund may not exceed $10,000 during the fiscal year without the approval of the Board of Selectmen and Finance Committee; or take any other action relative thereto. (Submitted by Conservation Commission) Board of Selectmen Recommends Approval, 4-0. Finance Committee Recommends Approval, 5-0. VOTED UNANIMOUS CONSENT

ARTICLE 3. To see if the Town will vote to re-authorize in accordance with MGL Chapter 44, §53E1/2, the Custodial Special Detail Revolving Fund, for the purpose of paying special detail salaries for outside functions. Charges and money received from outside organizations in connection with this program are to be deposited in said revolving fund and expended by the Lunenburg School Committee without further appropriation for the sole purpose of paying personnel for hours worked. Said revolving account expenditures shall not exceed $25,000 per year without the approval of the Board of Selectmen and Finance Committee; or take any other action relative thereto. (Submitted by School Committee) Board of Selectmen Recommends Approval, 4-0. Finance Committee Recommends Approval, 5-0. VOTED UNANIMOUS CONSENT

ARTICLE 4. To see if the Town will vote to re-authorize in accordance with MGL Chapter 44, §531/2, the Green Thumb Revolving Fund, to support the Green Thumb Program at Lunenburg High School. Fees, charges, and money received from sales of items in connection with this program are to be deposited in this Revolving Fund Account and expended for the operation of this program by the Lunenburg School Committee without further appropriation; said revolving account expenditures shall not exceed $20,000 per year without the approval of the Board of Selectmen and Finance Committee; or take any other action relative thereto. (Submitted by School Committee) Board of Selectmen Recommends Approval, 4-0. Finance Committee Recommends Approval, 5-0. VOTED UNANIMOUS CONSENT

TOWN MEETING EXCERPTS:
ANNUAL TOWN MEETING MAY 3, 2014

ARTICLE 5. To see if the Town will vote to re-authorize in accordance with MGL Chapter 44, §53E1/2, the Library Revolving Fund, to receive funds from library fines and penalties, donations and bequests up to $12,000, said funds to be expended by the Trustees of Lunenburg Public Library for the purchase of library and information materials and document information and electronic data delivery. Expenditures from the revolving fund may not exceed $12,000 during the fiscal year without the approval of the Board of Selectmen and Finance Committee; or take any other action relative thereto. (Submitted by Library Director) Board of Selectmen Recommends Approval, 4-0. Finance Committee Recommends Approval, 5-0. VOTED UNNANIMOUS CONSENT

ARTICLE 6. To see if the Town will vote to re-authorize in accordance with MGL Chapter 44, §531/2, the Council on Aging/Montachusett Area Regional Transit (MART) Elderly Transportation Revolving Fund; the operation of said account shall be conducted by the Council on Aging, and the Senior Center Director; funds in this account shall be spent on the dispatch, operation, maintenance and record keeping of the MART vehicles for the elderly transportation program all receipts resulting from MART reimbursements shall be credited to this account; said revolving account expenditures shall not exceed $45,000 per year without the prior approval of the Board of Selectmen and the Finance Committee; or take any other action relative thereto. (Submitted by Council on Aging) Board of Selectmen Recommends Approval, 4-0. Finance Committee Recommends Approval, 5-0. VOTED UANNIMOUS CONSENT

ARTICLE 7. To see if the Town will vote to hear and/or accept the regular written reports of the Town Officers and Committees; or take any other action relative thereto. (Submitted by Board of Selectmen) Board of Selectmen Recommends Approval, 4-0. Finance Committee reports no direct financial impact. VOTED UNANIMOUSLY

ARTICLE 8. To see if the Town will vote to raise and appropriate, or transfer from available funds, a sum of money for payment of prior year expenses; or take any other action relative thereto. (Submitted by the Town Accountant) No unpaid bills at this time. Board of Selectmen and Finance Committee recommend to pass over. VOTED UNANIMOUSLY to appropriate from Free Cash, the sum of $570 for payment of prior year expense. Board of Selectmen and Finance Committee recommend approval.

ARTICLE 9. To see if the Town will vote to appropriate and transfer from available funds all sums of money necessary to amend the amounts voted for the Town's FY2014 Budget, under Article 19 of the May 4, 2013 Annual Town meeting; or take any other action thereto. (Submitted by the Town Manager) Board of Selectmen and Finance Committee to make recommendation at Town Meeting. VOTED UNANIMOUSLY to transfer from Free Cash the sum of $153,993; to transfer from Article 12 of the May 5, 2007 Annual Town Meeting, the sum of $2,439; to transfer from Article 11 of the May 9, 1998 Annual Town Meeting the sum of $1,500; and to transfer from the FY2014 Budget, from Line 3, Interest/Temporary Loans, the sum of $16,400, and from Line 4, Liability Insurance the sum of $21,147, and from Line 5, Worker's Compensation, the sum of $9,255;and to transfer from Line 6, Health Insurance, the sum of $80,000, and from Line 7, Life Insurance, the sum of $7,000, and from Line 11, Historical Commission, the sum of $850, and from Line 13, Reserve Fund, the sum of $50,000, and from Line 13A, Salary Reserve Fund, the sum of $6,503, and from Line 14, Unemployment Expense, the sum of $4,332, and from Line 72, Recycling, the sum of $9,641, and to Line 32, Legal Expense, the sum of $10,000, and to Line 42, Police Lock Up, the sum of $8,000, and to Line 43, Injury Leave, the sum of $13,407; and to Line 46, Fire Department, the sum of $16,000; and to Line 73, Snow Removal, the sum

of $229,000; and to Line 75, Veteran's Benefits, the sum of $37,409; and to Line 80, Monty Tech Assessment, the sum of $49,244 to amend amounts voted under Article 19 of the May 4 2013 Annual Town Meeting. Board of Selectmen and Finance Committee recommend approval.

ARTICLE 10. To see if the Town will vote to raise and appropriate or transfer from available funds, a sum of money to fund the fires year of the FY15, FY16 & FY17 Lunenburg Professional Firefighters PFFM, Local 4358A Collective Bargaining Agreement dated July 1, 2014 – June 30, 2017; or take any action relative thereto. (Submitted by the Town Manager) Board of Selectmen and Finance Committee to make recommendation at Town Meeting. PASSED OVER Article 10. Board of Selectmen and Finance Committee recommend approval to pass over.

ARTICLE 11. To see if the Town will vote to raise and appropriate or transfer from available funds a sum of money to fund the first year of the FY13, FY14 & FY 15 Collective Bargaining Agreement dated July 1, 2012 o June 30, 2015 with Public Employees Local Union 39 of the Laborers' International Union of North America; or take any other action thereto. (Submitted by the Town Manager) Board of Selectmen and Finance Committee to make recommendation at Town Meeting. PASSED OVER Article 11. Board of Selectmen and Finance Committee recommend approval to pass over.

ARTICLE 12. To see if the Town will vote to raise and appropriate or transfer from available funds, a sum of money to fund the first year of the FY14, FY15 & FY16 Collective Bargaining Agreement dated July 1, 2013 – June 30, 2016 with the Public Employees Local Union 39 of the Laborer' International Union of North America, Middle Managers' Unit; or take any other action relative thereto. (Submitted by the Town Manager) Board of Selectmen and Finance Committee to make recommendation at Town Meeting. PASSED OVER Article 12. Board of Selectmen and Finance Committee recommend approval to pass over.

ARTICLE 13. To see if the Town will vote to raise and appropriate or transfer from available funds a sum of money to fund the first year of the FY15, FY16 & FY17 Collective Bargaining Agreement dated July 1, 2013 – June 30, 2017 with AFSCME, Council 93, Municipal Employees Union; or take any other action relative thereto. (Submitted by the Town Manager) Board of Selectmen and Finance Committee to make recommendation at Town Meeting. PASSED OVER Article 13. Board of Selectmen and Finance Committee recommend approval to pass over.

ARTICLE 14. To see if the Town will vote to raise and appropriate or transfer from available funds or borrow a sum of money for the FY2015 Capital Plan, as appearing in the Capital Planning Committee Report, or take any action relative thereto. (Submitted by the Capital Planning Committee) Board of Selectmen recommends approval of $1,114,152. 4-0 Finance Committee recommends approval of $1,114,152. 6-0. VOTED UNANIMOUSLY to raise and appropriate the sum of $621,753.74 and to transfer the sum of $43.80 from Article 8 of the May 3, 2008 Annual Town Meeting; and $290.01 from Article 13 of the May 1, 2010 Annual Town Meeting; and $12,714.57 from Article 19 of the May 7, 2011 Annual Town Meeting; an $36,033.60 from Article 16 of the May 5, 2012 Annual Town Meeting; and $18,316.28 from Article 14 of the May 4, 2013 Annual Town Meeting; and borrow the sum of $425,000.00 for a total appropriation of $1,114,152 to fund the FY15 Capital Plan, as appearing in the Capital Planning Report.

ARTICLE 15. To see if the Town will vote to raise and appropriate or transfer from available fund or borrow a sum of money for the purpose of acquiring for conservation and passive recreation purposes, by gift, purchase or eminent domain a portion of a certain property known as the Lane Property shown as

Assessor's Map 21, Parcel 17, off Holman Street said portion consisting of 168 acres, more or less; and if by borrowing, to authorize the Treasurer with the approval of the Board of Selectmen to borrow said sum under Massachusetts General Laws Chapter 44, Section 7(3) or any other enabling authority and issue bonds or notes therefor; that said land be conveyed to said Town of Lunenburg under the provisions of Massachusetts General Laws Chapter 40, Section 8C, as it may hereafter be amended and other pertinent Massachusetts statutes relating to conservation, to be managed and controlled by the Conservation Commission of the Town of Lunenburg, and that the Conservation Commission be authorized with the approval of the Board of Selectmen, to enter into all agreements an execute any and all instruments as may be necessary on the part of the Town to effect such acquisition and to obtain any grants or reimbursements for such acquisition; provided however, that the funds appropriated hereunder shall not be expended unless the Town receives approval for a LAND Grant from the Commonwealth of Massachusetts, Division of Conservation Services pursuant to G.L. Chapter 132A, Section 11 to reimburse the Town for a portion of the costs of acquisition of the property, or to take any other action relative thereto. (Submitted by Open Space Committee) Board of Selectmen recommends approval 4-0. Finance Committee recommends approval 6-0. VOTED UNANIMOUSLY

ARTICLE 16. To see if the Town will vote to authorize in accordance with MGL Chapter 44 Section 53E, a Student Transportation Offset Receipt Fund, to receive funds for Student Transportation Fees up to $31,000, said funds to be used by the School Department to offset the cost of bus transportation; or take any other action relative thereto. (Submitted by the Town Accountant) Board of Selectmen recommends approval, 3-0-1. Finance Committee recommends approval, 6-0. VOTED UNANIMOUSLY

ARTICLE 17. To see if the Town will vote to appropriate to or from the Stabilization Fund; or take any other action relative thereto. (Submitted by the Town Manager) Board of Selectmen recommends appropriating to the Stabilization Fund the sum of $74,729. 4-0. Finance Committee recommends appropriating to the Stabilization Fund the sum of $74,729. 6-0. VOTED UNANIMOUSLY to appropriate the sum of $74,729 from Free Cash to be transferred to the Stabilization Fund.

ARTICLE 18. To see if the Town will vote to raise and appropriate or transfer from available funds a sum of money to defray the charges and expenses of the Town for FY2015 and to fix the salaries and compensation of all elected officials of the Town and any other items included in the budget of the Town Manager, or take any other action relative thereto. (Submitted by the Town Manager) Board of Selectmen recommends approval of $29,079,384. 4-0. Finance Committee recommends approval of $29,079,384. 6-0. Refer to Pages 21-24 for more detail. VOTED to raise and appropriate $28,180,771, transfer $10,868 from Septic Receipts Reserved for Appropriation, transfer $23,525 from the Sewer Enterprise Fund, transfer $770,439 from the Sewer Enterprise Betterment Revenue, transfer $31,000 from the Student Transportation Offset Receipt Fund, and transfer $62,781 from the Water Betterment Revenue to defray the charges and expenses of the Town for Fiscal Year 2015 of $29,079,384, and to fix the salaries and compensation of all elected officials of the Town. Budget voted as follows:

Line No.	Account		VOTED FY 2015
	Maturing Debt & Interest		
1	Principal-Loans	$	2,079,853.00
2	Interest -Loans	$	720,264.00
3	Interest-Temporary Loans	$	169,938.00
3A	Admin Fees-Loans	$	8,001.00
3B	Bond Issuance Costs	$	-
	Total Maturing Debt	$	2,978,056.00
	Unclassified		
4	Liability Insurance	$	203,200.00
5	Workers Compensation	$	58,942.00
6	Group Health Insurance	$	1,596,566.00
7	Group Life Insurance	$	21,756.00
8	Physicals	$	2,500.00
9	Print Town Reports	$	5,000.00
10	Mont Reg Planning Assess	$	3,120.00
11	Historical Commission	$	500.00
12	Band Concerts	$	4,200.00
13	Reserve Fund	$	50,000.00
13A	Salary Reserve Fund	$	43,000.00
14	Unemployment Expense	$	15,000.00
14A	Unemploy. Expense-Stab Fund	$	-
15	Medicare - Town's Share	$	213,285.00
	Total Gen Gov Unclassified	$	2,217,069.00
	General Government		
16	Finance Committee Expense	$	850.00
17	Annual Town Audit	$	43,000.00
18	Charter Review Committee	$	-
19	Selectmen's Administration	$	63,123.00
20	Selectmen Salaries	$	500.00
21	Town Manager Salary	$	125,000.00
22	Town Manager Expense	$	5,250.00
23	Town Accountant	$	146,768.00
24	Treasurer's Administration	$	79,271.00
25	Banking Charges	$	500.00
26	Tax Collector's Admin	$	79,879.00
27	Assessor's Salaries	$	-
28	Assessor's Administration	$	146,436.00
29	Technology Director	$	147,595.00
30	Legal Expense	$	112,500.00
31	Town Clerks Salary	$	45,666.00
Line	Account		VOTED

No.		FY 2015	
32	Town Clerk's Administration	$	30,160.00
33	Elections	$	16,905.00
34	Registration & Census	$	12,906.00
35	Planning Board	$	30,955.00
36	Zoning Board of Appeals	$	3,275.00
37	Conservation Commission	$	46,644.00
	Total General Government	$	1,237,183.00
	Central Purchasing		
38	Central Purchasing	$	52,950.00
	Total Central Purchasing	$	52,950.00
	Protection		
39	Police Department	$	1,267,069.00
40	Police Lock Up	$	53,907.00
41	Injury Leave	$	5,000.00
42	Police/Fire Medical Expenses	$	5,000.00
	Subtotal Police	$	1,330,976.00
43	Fire Department	$	628,529.00
43A	Capital – Fire Dept.	$	20,000.00
44	Fire Hydrant Expense	$	15,000.00
45	Radio Equipment Mtc.	$	10,000.00
	Subtotal Fire Department	$	673,529.00
46	Radio Watch	$	249,513.00
	Subtotal Radio Watch	$	249,513.00
47	Emergency Management	$	6,500.00
48	Sealer of Weights & Measures	$	4,000.00
49	Wiring Inspector	$	16,500.00
50	Building Inspector	$	120,935.00
51	Municipal Hearings Officer	$	-
52	Plumbing/Gas Inspector	$	15,000.00
53	Animal Control	$	24,330.00
	Subtotal Other Protection	$	187,265.00
	Total Protection	$	2,441,283.00
	Health & Sanitation		
54	General Health Expense	$	32,628.00
55	Nashoba Board of Health	$	21,967.00
56	Nashoba Nursing	$	9,834.00
57	Mental Health	$	-
58	Animal Inspector Salary	$	600.00
		$	55,788.00
	Department of Public Works		
59	Highway Labor	$	381,867.00

60	Highway OT	$	6,155.00	
61	General Highway Maintenance	$	371,799.00	
61A	Capital - General Highway	$	-	
62	Town Highway Garage	$	1,000.00	
63	Traffic Signs & Devices	$	27,000.00	
64	Vehicle Mtc. - Highway	$	67,817.00	
65	Vehicle Mtc. - Police	$	65,800.00	
66	Vehicle Mtc. - Fire	$	36,844.00	-
67	Park Department	$	70,900.00	
68	Cemetery Department	$	48,730.00	
69	Tree Removal	$	17,000.00	
70	Snow Removal Expense	$	260,000.00	
	Total DPW	$	1,354,912.00	
	Facilities and Buildings			
71	Facilities & Grounds	$	349,134.00	
71A	Capital – Facilities & Grounds	$	-	
	Public Buildings	$	241,620.00	
72				
	Total Facilities & Buildings	$	590.754.00	
	Solid Waste/Recycle Program			
	Recycling Program	$	193,754.00	
73				
	Total Solid Waste/Recycling	$	193,754.00	
	Public Assistance			
74	Council on Aging	$	106,812.00	
	Subtotal C.O.A.	$	106,812.00	
75	Veterans Benefits	$	17,500.00	
76	Veteran's Administration	$	4,250.00	
77	Registrar of Vet's Graves	$	400.00	
78	Memorial Day	$	750.00	
	Subtotal Veterans	$	22,900.00	
	Total Assistance	$	129,712.00	
	Schools			
79	School Department	$	16,687,431.00	
	Unem. School –Stab/Free Cash	$	-	
79A				
80	Monty Tech Assessment	$	778,046.00	
81	Vehicle Mtc - School	$	-	
	Total Schools	$	17,465,477.00	
	Library	$	-	
82	Lunenburg Public Library	$	353,205.00	
	Total Library	$	353,205.00	
	TOTAL OMNIBUS	$	29,079,384.00	

TOWN MEETING EXCERPTS:
ANNUAL TOWN MEETING MAY 3, 2014

ARTICLE 19. To see if the Town will vote to approve a Reorganization of the Land Use Departments as provided for in Article 5, Section 1(b) of the Town's Charter, or take any other action relative thereto. (Submitted by the Town Manager) Board of Selectmen and Finance Committee to make recommendation at Town Meeting. VOTED UNANIMOUSLY to approve the Town Manager's Administrative Organization Plan creating the position of Land Use Director to coordinate the activities of all of the Boards and Departments involved in regulating land use and land development in the town. Board of Selectmen recommend approval. Finance Committee no recommendation.

ARTICLE 20. To see if the Town will vote to raise and appropriate or transfer from available funds $285,000 to operate the Solid Waste Disposal Program Enterprise Fund for FY2015, or take any other action relative thereto. (Submitted by the Board of Selectmen) Board of Selectmen recommends approval,, 4-0. Finance Committee recommends approval, 6-0. VOTED UNANIMOUSLY to appropriate from Solid Waste Disposal Enterprise Revenues the sum of $285,000 to operate the Solid Waste Disposal Program.

ARTICLE 21 To see if the Town will vote to raise and appropriate or transfer from available funds $25,000 to operate the Water Department/Water Enterprise Fund for FY2015, or take any other action relative thereto. (Submitted by the Board of Selectmen) Board of Selectmen recommends approval, 4-0. Finance Committee recommends approval 6-0. VOTED UNANIMOUSLY to appropriate from Water Enterprise Revenues the sum of $25,000 to operate the Water Department.

ARTICLE 22. To see if the Town will vote to raise and appropriate or transfer from available funds $814,242 to operate the Sewer Enterprise Fund for FY2015; or take any other action relative thereto. (Submitted by the Sewer Commission) Board of Selectmen recommends approval 4-0. Finance Committee recommends approval, 6-0. VOTED UNANIMOUSLY to appropriate from Sewer Enterprise Revenues the sum of $814,242 to operate the Sewer Department.

ARTICLE 23. To see if the Town will vote to appropriate the sum of $25,000 from the Sale of Cemetery Lots account to be used for the care, improvement and embellishment of the Cemeteries; or to take any action relative thereto. (Submitted by the Cemetery Commission) Board of Selectmen recommends approval 4-0. Finance Committee recommends approval, 6-0. VOTED UNANIMOUSLY to appropriate the sum of $25,000 from the Sale of Cemetery Lots.

ARTICLE 24. To see if the Town will vote to amend the Sewer Service Area Map, such revisions currently on file in the office of the Town Clerk and Board of Selectmen; or take any other action relative thereto. (Submitted by the Sewer Commission) Board of Selectmen recommends approval, 4-0. Finance Committee recommends approval, 6-0.

To change the map coloration to indicate only those areas inside and outside of the Sewer Service Area and Sewer Service Zones; and To remove Parcel ID 75-54 (243 White Street, Lunenburg), Parcel ID 75-55 (683 Pearl Street, Fitchburg) and Parcel ID 75-58 (700 Pearl Street, Fitchburg) from the Lunenburg Sewer Service Area and Sewer Service Zone. VOTED UNAMIOUSLY

ARTICLE 25. To see if the Town will vote to appropriate by transfer from available funds, or by borrowing, a sum not to exceed $2,200,000.00 for the purpose of financing the design, permitting and construction of sewer collection systems as described in the Comprehensive Wastewater Management Plan, prepared by Wright Pierce Engineering Consultants, dated March, 2010, and the Clean Water State Revolving Fund 2014 Project Evaluation Form, submitted in August 2013, in (1) the areas of Sunset Ave., Harris Ave., Lakeview Ave, Pine Grove Rd., with connection to the sewer main on Prospect St., and (2) the areas of Pratt St., West St., and Rennie St., with connection to the sewer main on Whalom Rd., including the acquisition of land or interests in land relating thereto, legal and survey costs, and including without limitation all costs thereof as defined in Section 1 of Chapter 29C of the General Laws; and to fund this appropriation, to authorize the Town Treasurer with the approval of the Board of Selectmen to borrow up to $2,200,000.00 and to issue bonds and notes therefor under Chapter 44 and/or Chapter 29C of the General Laws and that the Town Treasurer with the approval of the Board of Selectmen is authorized to borrow all or a portion of said amount from the Water Pollution Abatement Trust established pursuant to said Chapter 29C; and in connection therewith the Town Treasurer and the Board of Selectmen are authorized to enter into a financing agreement and/or security agreement with the Trust and otherwise to contract with the Trust and the Department of Environmental Protection with respect to such financing and for any federal or state aid available for the project or for the financing thereof and to take any and all other action, deemed necessary or advisable for such purposes; that such bonds or notes shall be general obligations of the Town, provided, however, that it is the intent of the Town that the principal and interest on such bonds or notes shall be paid, without further appropriation by the Town to the extent permitted by law, from funds received by the Town through betterment and/or privilege fees imposed on abutters who benefit from the project; or take any other action relative thereto. [Submitted by the Sewer Commission] Board of Selectmen recommends approval 4-0. Finance Committee recommends approval, 6-0. VOTED UNANIMOUSLY

ARTICLE 26. To see if the Town will vote to amend Article XXV of the Town Bylaws, entitled Public Access Cable Committee, by deleting the existing bylaw and replacing it with the following; or take any other action relative thereto. [Submitted by the Board of Selectmen] Board of Selectmen recommends approval, 5 – 0. Finance Committee recommends approval, 6-0. VOTED UNAIMOUSLY

Article 1. Establishment

The name of the organization shall be the Public Access Cable Committee, herein referred to as PACC. The Selectmen activated and appointed the PACC in July 2007 to assist with the development of Lunenburg TV Channels 8 & 9.

Article 2. Mission Statement

The Committee was created for the purpose of establishing a local access TV Station operating on cable for the Town of Lunenburg. PACC is to oversee programming in areas of public affairs, education, entertainment and town government. The PACC shall be responsible for the formulation and promulgation of policy directives and guidelines for the operation of the PACC; provided, however, that

nothing in this section shall be construed to authorize any member of the PACC, nor a majority of such members, to become involved in the day-to-day administration of the Lunenburg Public Access.

Article 3. Section intentionally deleted.

Article 4. Membership

Section 1. Number of Members. PACC shall consist of five- (5) members who shall be appointed by the Lunenburg Board of Selectmen from residents of the Town of Lunenburg or full time students at Lunenburg High School.

Section 2. Term of Appointment. The term shall be for three-(3) years or, in the case of vacancy, any portion of an unexpired term, so arranged that the term of office as nearly an equal number of members as is possible shall expire each year. The above Term of Appointment shall be effective with the appointments by the Board of Selectmen commencing in fiscal year 2009.

Section 4. Composition of Membership. Members shall reflect the makeup of the community at large. Any resident of the town or any Lunenburg High School student is eligible to submit his/ her name to the Lunenburg Selectmen for consideration to be appointed to PACC.

Section 5. Voting Power. All duly appointed current members of PACC shall have the right to vote on all issues.

Section 6. Resignation. Members appointed by the Lunenburg Board of Selectmen shall resign in writing to the Board of Selectmen and PACC.

Section 7. Attendance. Regular meeting attendance is expected for all members of PACC. In the event of three- (3) consecutive absences, except for the reason of health or extenuating circumstances as duly reported to the Chair in advance of the meeting, PACC may request resignation of that member through the appointing authority.

Section 8. Vacancies. Vacancies shall be filled by the Board of Selectmen.

Section 9. Representations. No member of PACC shall make written or oral presentations for PACC unless authorized by a vote of PACC.

Section 10. Non-PACC Members. PACC may appoint a Non-PACC member to act on PACC's behalf. In such a case, all written materials, oral presentations or communications from the Non-PACC member on behalf of PACC, will need to be approved by a vote of PACC prior to his/ her presentation or execution.

Article 5. Meetings

Section 1. Regular Meetings. Regular meetings will be held as determined by the PACC with the time and place to be posted at Town Hall.

Section 2. Special Meetings. The Chair or a majority of PACC members may call for Special Meetings.

Section 3. Organizational Meeting. The organizational meeting shall be held at the regularly scheduled monthly meeting after the start of each fiscal year.

Section 4. Open Meeting Law. All meetings shall be posted and conducted in compliance with the provisions of Chapter 39, Sections 23, 23A and 23B. The meeting agenda shall be posted in accordance with the Massachusetts Open Meetings Law and all other applicable Town Bylaws.

Section 5. Quorum. The presence of a simple majority of the total membership, as defined in Article 4, Section 1 shall be necessary and sufficient to constitute a quorum.

Article 6. Officers.

Section 1. Officers. The officers shall consist of a Chairman, Vice Chairman and Secretary as elected by the members.

Section 2. Election. Election for officers shall take place at the PACC organizational meeting.

Section 3. Terms of Office. Term of office for the officers shall be for one- (1) year, with no restrictions on re-election.

Section 4. Vacancy. Any vacancy may be filled at a regular or special meeting of PACC. It shall be for the unexpired term of the previous incumbent officer. In the case of the Chair, the Vice-Chair shall fill the position of the Chair for the remainder of the unexpired term of the Chair.

Section 5. Duties of Officers. Chair- the Chair shall be the chief executive officer and be subject to the direction of PACC. The Chair or his/ her designee shall provide the agendas for meetings, preside at meeting and orient new members. The Chair or his/ her designee shall provide all PACC members a copy of the Open Meeting Law as required by state statute. Vice-Chair- the Vice-Chair shall exercise all the functions of the Chair, during the absence or disability of the Chair, and when so acting, shall have all the powers and be subject to all restrictions of the Chair. Secretary- the Secretary shall take the meeting minutes, post notices of upcoming meetings and provide minutes to PACC members. He/ She shall post the meeting agenda in accordance with the Massachusetts Open Meetings Law and all other applicable Town Bylaws.

Article 7. Amendments. The PACC may consider amendments or alterations to these by-Laws at either a regular or special PACC meeting. In either case, notification of the meeting and its purpose shall be given fourteen- (14) days prior to the assembly. The notice shall include a summary of the proposed amendment, the full text of the proposed amendment or alteration, and a statement of the purpose of the proposed change. The proposed amendment must be approved by a majority vote of PACC. It will then be sent to the Lunenburg Board of Selectmen for approval, and if so approved, for insertion in the warrant and be submitted to the next Town Meeting for approval. This protocol applies only to the PACC's ability to initiate changes to these bylaws, and is not intended to usurp the rights given to registered voters of the Town specified in MGL Chapter 39, Section 10.

Article 8. Staff. The Town Manager shall appoint or hire staff as is necessary, to meet programming, content and/ or operational requirements. The Town Manager will consult with the PACC and Program Director for their input prior to making such appointments.

Article 9. Other Provisions.

Section 1. Establishment of Policy and Procedures. PACC may establish policy or procedure according to the following guidelines: Such proposals must be presented to the PACC members at one meeting and voted on at the following meeting, except when the waiting period is waived by a majority vote of the members. The approved policy or procedure shall be included in the PACC Policy Manual.

Section 2. Possible Conflict. If any part of these Bylaws are in conflict with Town Bylaws, those of the Town shall have preference.

Section 3. Annual Budget. PACC will submit an annual budget to the Town Manager for inclusion in the Annual Town Meeting Warrant. It shall be due when all other Town Department budgets are required to be submitted to the Town Manager either by request and/ or Charter requirement. Said budget may be fully debated, discussed and amended at the Annual Town Meeting. VOTED UNANIMOUSLY

ARTICLE 27. To see if the Town will vote to amend the Zoning Bylaw, Section 4.0, Use Regulations, by adding a new Section 4.16 entitled Registered Marijuana Dispensaries, or take any action relative thereto. [Submitted by the Planning Board] Board of Selectmen recommend approval. Finance Committee no direct financial impact.

4.16.1. Purpose

To provide for the placement of Registered Marijuana Dispensary (RMDs), in accordance with the Humanitarian Medical Use of Marijuana Act, G.L. c. 94C App. 1-1 – Chapter 369 of the Acts of 2012 in locations suitable for lawful medical marijuana facilities and to minimize adverse impact of RMDs on adjacent properties, residential neighborhoods, historic districts, schools, playgrounds and other locations where minors congregate by regulating the siting, design, placement, security and removal of RMDs.

4.16.2. Applicability

4.16.2.1. All RMDs shall comply with The Regulations promulgated by the Massachusetts Department of Public Health (DPH) 105 CMR 725.000 Implementation of an Act for the Humanitarian Medical Use of Marijuana, effective May 24, 2013, and any subsequent amendments thereto.

4.16.2.2. The Town reserves the right to require provisions in the DPH Regulations for which the state granted waivers and/or exemptions to the RMD applicant based on the provisions of Section 8.3.3. (as to special permit) and Section 8.4. (as to development plan review).

4.16.3. Definition

Registered Marijuana Dispensary: also known as a Medical Marijuana Treatment Center, means a not-for-profit entity registered under 105 CMR 725.000, that acquires, cultivates, possesses, processes (including development of related products such as edible marijuana-infused products, tinctures, aerosols, oils, or ointments), transfers, transports, sells, distributes, dispenses, or administers marijuana, products containing marijuana, related supplies, or educational materials to registered qualifying patients or their personal caregivers. Unless otherwise specified, RMD refers to the site(s) of dispensing, cultivation, and preparation of marijuana.

4.16.4. Location

4.16.4.1. RMD's that include retail, processing and cultivation are allowed in Commercial Districts (C) by special permit.

4.16.4.2. Cultivation and/or agricultural processing: Allowed in all Districts by right if applicant is eligible for protection under Section 4.1.3(b) and G.L. c. 40A, § 3. Any cultivation within a building will require a special permit.

4.16.4.3. RMD facilities that cultivate and process, but do not do retail of marijuana, are allowed in Office Park and Industrial Districts (OP/I) by special permit.

Section 4.16.5. Procedure for Submittal

4.16.5.1. The Planning Board shall be the Special Permit Granting Authority (SPGA) for a RMD Special Permit per MA Gen. Law 40A, Section 9. Siting shall be by Special Permit and Development Plan Review per Section 8.4 of the Lunenburg Protective Bylaw.

4.16.5.1.a) Criteria In granting any special permit, the Planning Board shall assure that the proposed use:

1) Will not be injurious or dangerous to the public health or unduly hazardous because of traffic congestion, danger or fire or explosion or other reasons.

2) Will not have a material adverse effect on the value of land and buildings in the neighborhood or on the amenities of the neighborhood.

3) Will be operated with reasonable regard for order and sightliness, if an open use.

4) Will not produce noise, vibration, smoke, dust, odor, heat or glare observable at the lot lines in amounts clearly detrimental to the normal use of adjacent property.

4.16.5.2. It is recommended that a concept plan showing the proposed use be submitted to the Planning Board for review and discussion prior to the filing for Development Plan Review.

4.16.5.3. The provisions of Section 8.3.3. (as to Special Permits) and Section 8.4. (as to Development Plan Review) shall apply.

4.16.5.4. Filing under Section 8.3.3. and 8.4. may be simultaneous.

4.16.5.5. A special permit granted under this Section shall have a term limited to the duration of the applicant's ownership of the premises as a RMD. A special permit may be transferred only with the approval of the Special Permit Granting Authority in the form of an amendment to the special permit with all information required in this Section.

4.16.6. Conditional Standards

4.16.6.1 Distance All proposed RMDs shall be sited accordingly as stated in Massachusetts Department of Public Health (DPH) 105 CMR 725.110 (A) (14), which states a RMD shall not be sited within a radius of five hundred (500) feet of a school, daycare center, or any facility in which children commonly congregate. The 500 foot distance under this section is measured in a straight line from the nearest point of the facility in question to the nearest point of the proposed RMD.

4.16.6.2 Setbacks and Buffer Strips Cultivation facilities located outside of Retail Commercial (RC), Commercial (C), or Office Park and Industrial Districts (OP/I) shall be surrounded by a buffer strip which shall be two hundred (200) feet in depth unless the applicant can demonstrate, and the Planning Board finds, that adequate buffering can be provided in a narrower buffer strip. In all other districts existing setbacks will apply.

4.16.6.3 Design Standards In addition to requirements contained elsewhere in this Bylaw, Section 4.6.5. Design Standards shall be applicable to a RMD. The applicant shall meet all requirements of the Commercial District (C) or DPH guidelines, whichever is more restrictive.

4.16.6.4 Waivers The Planning Board may waive any of the conditional standards within this section provided that such waiver will not derogate from the intent established herein.

4.16.7. Security

4.16.9.1. All security measures to be approved by the Lunenburg Fire and Police Chiefs. An active security system shall be required for all RMD locations and approved by both the Lunenburg Fire and Police Chiefs and submitted to the Planning Board

4.16.9.2. RMDs shall be open to inspection by the Fire Department, Police Department, Building Official and the Board of Health with twenty-four (24) hours' notice of request for such inspection to be made by the Town Department or Official. A property contact shall be available to such Town Department or Official twenty-four hours a day, seven days a week.

4.16.10. Documentation

The Planning Board shall be provided with all decisions or approvals, denials or other substantive actions by DPH regarding the RMD and all submittals of information between the applicant or RMD and DPH.
VOTED UNANIMOUSLY

ARTICLE 28. To see if the Town will vote to amend the General Bylaws by inserting a new Section XXXI, entitled Right to Farm Bylaw, or take any action relative thereto. [Submitted by the Agricultural Commission] Board of Selectmen recommend approval 5-0. Finance Committee no direct financial impact.

Section 1. Legislative Purpose and Intent. The purpose and intent of the Bylaw is to state with emphasis the Right to Farm accorded to all citizens of the Commonwealth under Article 97, of the Constitution, and all state statutes and regulations thereunder including but not limited to Massachusetts General Laws, Chapter 40A, Section 3, Paragraph 1; Chapter 90, Section 9; Chapter 11, Section 125A and Chapter 128, Section 1A. We the citizens of Lunenburg restate and republish these rights pursuant to the Town's authority conferred by Article 89 of the Articles of Amendment of the Massachusetts Constitution, ("Home Rule Amendment"). This General Bylaw encourages the pursuit of agriculture, promotes agriculture-based economic opportunities, and protects farmlands within the Town of Lunenburg by allowing agricultural uses and related activities to function with minimal conflict with abutters and local agencies. This Bylaw shall apply to all jurisdictional areas within the Town.

Section 2. Definitions. The word "farm" shall include any parcel or contiguous parcel of land, or water bodies used for the primary purpose of agriculture, or accessory thereto. The words "farming" or "agriculture" or their derivatives shall include, but not be limited to the following:

a. Farming in all its branches and the cultivation and tillage of the soil

b. Dairying

c. Production, cultivation, growing and harvesting of any agricultural, aquacultural, floricultural, viticultural or horticultural commodities

d. Growing and harvesting of forest products upon forest land and any other forestry or lumbering operations

e. Keeping and raising of livestock, horses, poultry, swine, cattle, sheep ratites (such as emus, ostriches, rheas) and camelids (such as llamas and camels) and other domesticated animals for food and other agricultural purpose, including bees and fur-bearing animals.

"Farming" shall encompass activities including, but not limited to the following:

Operation and Transportation of slow-moving farm equipment over roads within the Town;

Control of pests, including, but not limited to, insects, weeds, predators and disease organisms of plants and animals;

Application of manure, fertilizers and pesticides;

Conducting agricultural related educational and farm based recreational activities, including agri-tourism, provided that the activities are related to marketing the agricultural output or services of the farm;

Processing and packaging of the agricultural output of the farm and the operations of a Farmer's Market or Farm Stand including signage thereto;

Maintenance, repair, or storage of seasonal equipment or apparatus owned or leased by the farm owner or manager used expressly for the purpose of propagation, processing, management or sale of the agricultural products; and

On farm relocation of earth and the clearing of ground for farming operations.

Section 3. Right-to-Farm Declaration. The Right-to-Farm is hereby recognized to exist within the town of Lunenburg. The above described agricultural activities may occur (~~of~~)*on* holidays, weekdays and weekends by night or day and shall include the incidental noise, odors, dust and fumes associated with normally accepted agricultural practices. It is hereby determined that whatever impact may be caused to others through the normal practice of agriculture is more than offset by the benefits of farming to the neighborhood, community and society in general. The benefits and protections of the Bylaw are intended to apply (~~exclusively~~) to those (~~commercial~~) agricultural and farming operations and activities conducted in accordance with generally accepted agricultural practices. Moreover, nothing in this Right-to-Farm Bylaw shall be deemed as acquiring any interest in land, or as imposing any land use regulation, which is properly the subject of state statute, regulation or local zoning law.

Section 4. Disclosure Notification. In order to ensure that prospective owners and prospective tenants are aware of the policy of the Town of Lunenburg expressed in this Bylaw regarding agricultural uses *and practices*, the following notification of this policy shall prominently posted in the Town Hall within 30 days of this Bylaw becoming effective. Copies will also be made available for distribution. "This notification is to inform persons and entities who are about to acquire or lease rental property within the Town of Lunenburg that it is the policy of the Town of Lunenburg to conserve, protect and encourage the maintenance and improvement of the agricultural land, for the production of food and other agricultural products and for the preservation of its natural and ecological value. This notification is to further inform such owners and entities that farming activities, including the raising and keeping of livestock, take place in the Town of Lunenburg and that such activities may cause or create noise, (~~duet~~) dust and odors which adversely impact or are incompatible with the use or enjoyment of the property within the Town, including the property about to be acquired or leased."

Property owners should make efforts to inform prospective tenants or buyers that Lunenburg is a Right-to-Farm community. In addition, the notification language required by this section shall appear annually in the Town's Annual Report.

Section 5. Resolution of Disputes. Any person who seeks to complain about the operation of a farm may, notwithstanding pursing any other available remedy, file a grievance with the Select Board, the

Zoning Enforcement Officer, or the Board of Health, depending on the nature of the grievance. The filing of the grievance does not suspend the time within which to pursue any other available remedies that the aggrieved may have. The Zoning Enforcement Officer or Select Board shall forward a copy of the grievance to the Agricultural Commission or its agent, which shall review and facilitate the resolution of the grievance, and report its recommendations to the referring Town authority within an agreed upon time frame. The Board of Health, except in case of imminent danger or public health risk, may forward a copy of the grievance to the Agricultural Commission or its agent, which shall review and facilitate the resolution of the grievance, and report its recommendations to the Board of Health within an agreed upon time frame.

Section 6. Severability Clause. If any part of the Bylaw is for any reason held to be unconstitutional or invalid, such decision shall not affect the remainder of the Bylaw. The Town of Lunenburg hereby declares the provisions of this Bylaw to be severable. VOTED UNANIMOUSLY (with amendments as noted with strikethroughs and italics.)

ARTICLE 29. To see if the Town will vote to accept as a Town Way, "White Tail Crossing," as shown on a plan on file in the Board of Selectmen's and Town Clerk's Office entitled "As-Built Road Plan White Tail Crossing in Lunenburg, MA, prepared for Daniel Proctor, dated March 10, 2014 by Ducharme and Dillis Civil Design Group, Inc.," and voted by the Town of Lunenburg Planning Board on March 10, 2014, and to authorize the Board of Selectmen to acquire by gift, deed and eminent domain the land, easements and rights therein, including all right, title and interest in drainage systems, manholes, pipes, appurtenances thereto located with the above-referenced White Tail Crossing, or take any other action relative thereto. [Submitted by the Board of Selectmen] Board of Selectmen and Finance Committee to make recommendation at Town Meeting. ARTICLE 29 was PASSED OVER

ARTICLE 30. To see if the Town of Lunenburg will vote to accept the provisions of Massachusetts General Laws Chapter 138, Section 12, relative to the sale of Liqueurs and Cordials by Common Victuallers, or take any action relative thereto. [Submitted by Petition] Board of Selectmen recommend approval. Finance Committee no direct financial impact. VOTED UNANIMOUSLY

Town Meeting Adjourned at 1:13 P.M.

SPECIAL TOWN ELECTION
January 11, 2014

QUESTION 1. DEBT EXCLUSION

Shall the Town of Lunenburg be allowed to exempt from the Provisions of Proposition 2½, so called, the amounts required to pay for the bonds issued in order to construct a new Lunenburg Middle/High School designed for approximately 820 students in Grade 6-12, to be located at 1079 Massachusetts Avenue, Lunenburg, MA 01462?

	PREC A	PREC B	PREC C	PREC D	TOTAL
YES	413	234	323	444	1414
NO	163	111	140	129	543
BLANKS	0	0	0	0	0
TOTAL	576	345	463	573	1957

ANNUAL TOWN ELECTION
SATURDAY MAY 17, 2014

** ELECTED	PREC A	PREC B	PREC C	PREC D	TOTAL
SELECTMAN - For 3 years / Vote for Two					
** Thomas A. Alonzo	227	158	221	257	863
** Phyllis M. Luck	178	123	147	192	640
Joanna L. Bilotta-Simeone	181	137	174	136	628
Blanks	105	63	102	88	358
Write-Ins	3	1	2	1	7
TOTAL	694	482	646	674	2496
SEWER COMMISSIONER – For 3 years / Vote for One					
** Troy A. Daniels	6	4	1	-	11
Blanks	327	232	310	330	1199
Write-Ins	14	5	12	7	38
TOTAL	347	241	323	337	1248
BOARD OF HEALTH MEMBER – For 3 years / Vote for Two					
** Paul J. Fortin	214	158	187	207	766
** Perry R. Jewell	200	159	209	193	761
Blanks	279	165	250	272	966
Write-Ins	1	-	-	2	3
TOTAL	694	482	646	674	2496
ASSESSOR – For 3 years / Vote for One					
** Louis J. Franco	217	169	199	224	809
Blanks	130	71	122	113	436
Write-Ins	-	1	2	-	3
TOTAL	347	241	323	337	1248
SCHOOL COMMITTEE MEMBER – For 3 years / Vote for Two					
** Heather A. Sroka	207	146	188	205	746
** Michael J. Mackin	190	132	184	204	710
Zachary W. Bos	133	91	111	111	446
Blanks	162	113	160	152	587
Write-Ins	2	-	3	2	7
TOTAL	694	482	646	674	2496
PARK COMMISSIONER – For 3 years / Vote for One					
** Robert Robuccio	184	130	154	155	623
Karin L. Menard	109	78	115	124	426
Blanks	54	33	54	58	199
Write-Ins	-	-	-	-	-
TOTAL	347	241	323	337	1248

** ELECTED	PREC A	PREC B	PREC C	PREC D	TOTAL
COMMISSIONER OF TRUST FUNDS – For 3 years / Vote for One					
** Karen M. Ullo	210	164	205	220	799
Blanks	136	77	117	117	447
Write-Ins	1	-	1	-	2
TOTAL	347	241	323	337	1248
CEMETERY COMMISSIONER – For 3 years / Vote for one					
** G. Stephen Schaff	247	173	216	234	870
Blanks	100	67	107	103	377
Write-Ins	-	1	-	-	1
TOTAL	347	241	323	337	1248
LIBRARY TRUSTEE – For 3 years / Vote for Two					
** Susan A. Visser	220	166	212	209	807
** Harry M. Kubetz	210	156	191	194	751
Blanks	264	160	243	271	938
Write-Ins	-	-	-	-	-
TOTAL	694	482	646	674	2496
PLANNING BOARD MEMBER – For 5 years / Vote for One					
** Kenneth J. Chenis	168	109	131	163	571
Matthew A. Allison	105	87	135	110	437
Blanks	74	45	56	60	235
Write-Ins	-	-	1	4	5
TOTAL	347	241	323	337	1248
HOUSING AUTHORITY MEMBER – For 5 years / Vote for One					
** Caroline S. Fortin	225	171	206	217	819
Blanks	120	70	117	119	426
Write-Ins	2	-	-	1	3
TOTAL	347	241	323	337	1248

STATE PRIMARY
SEPTEMBER 9, 2014

** *Elected*

DEMOCRATIC PARTY	PREC A	PREC B	PREC C	PREC D	TOTAL
SENATOR IN CONGRESS					
EDWARD J. MARKEY **	107	106	87	98	398
JENNIFER FLANAGAN	6	-	-	-	6
BLANKS	46	39	46	51	182
TOTAL	159	145	133	149	586
GOVERNOR					
DONALD M. BERWICK	36	16	19	28	99
MARTHA COAKLEY	57	70	55	59	241
STEVEN GROSSMAN	66	59	58	58	241
BLANKS	-	-	1	4	5
TOTAL	159	145	133	149	586
LIEUTENANT GOVERNOR					
LELAND CHEUNG	17	10	12	16	55
STEPHEN J. KERRIGAN **	108	107	94	97	406
MICHAEL E. LAKE	8	14	13	15	50
BLANKS	26	14	14	21	75
TOTAL	159	145	133	149	586
ATTORNEY GENERAL					
MAURA HEALEY **	106	101	87	102	396
WARREN E. TOLMAN	50	39	41	38	168
BLANKS	3	5	5	9	22
TOTAL	159	145	133	149	586
SECRETARY OF STATE					
WILLIAM FRANICIS GALVIN **	121	115	104	103	443
BLANKS	38	30	29	46	143
TOTAL	159	145	133	149	586
TREASURER					
THOMAS P. CONROY	40	33	35	30	138
BARRY R. FINEGOLD	48	49	47	56	200
DEBORAH B. GOLDBERG **	59	56	39	49	203
BLANKS	12	7	12	14	45
TOTAL	159	145	133	149	586

State Primary (continued)

DEMOCRATIC PARTY	PREC A	PREC B	PREC C	PREC D	TOTAL
AUDITOR					
SUZANNE M. BUMP **	104	106	98	92	400
BLANKS	55	39	35	57	186
TOTAL	159	145	133	149	586
REPRESENTATIVE IN CONGRESS					
NICOLA S. TSONGAS **	112	111	102	104	429
BLANKS	47	34	31	45	157
TOTAL	159	145	133	149	586
COUNCILLOR					
BLANKS	159	145	133	149	586
TOTAL	159	145	133	149	586
SENATOR IN GENERAL COURT					
JENNIFER FLANAGAN **	70	36	32	39	177
BLANKS	89	109	101	110	409
TOTAL	159	145	133	149	586
REPRESENTATIVE IN GENERAL COURT					
JENNIFER E. BENSON **	123	-	108	114	345
STEPHEN D'NATALE	-	106	-	-	106
BLANKS	36	39	25	35	135
TOTAL	159	145	133	149	586
DISTRICT ATTORNEY					
JOSEPH D. EARLY JR **	112	114	93	99	418
BLANKS	47	31	40	50	168
TOTAL	159	145	133	149	586
REGISTER OF PROBATE					
STEPHEN G. ABRAHAM **	106	102	92	88	388
BLANKS	53	43	41	61	198
TOTAL	159	145	133	149	586

REPUBLICAN PARTY	PREC A	PREC B	PREC C	PREC D	TOTAL
SENATOR IN CONGRESS					
BRIAN J. HERR **	71	59	58	47	235
BLANKS	18	15	16	17	66
TOTAL	89	74	74	64	301

State Primary (continued)

REPUBLICAN PARTY	PREC A	PREC B	PREC C	PREC D	TOTAL
GOVERNOR					
CHARLES D. BAKER **	70	55	48	46	219
MARK R. FISHER	19	19	26	18	82
BLANKS	-	-	-	-	-
TOTAL	89	74	74	64	301
LIEUTENANT GOVERNOR					
KAREN E. POLITO **	79	67	63	52	261
BLANKS	10	7	11	12	40
TOTAL	89	74	74	64	301
ATTORNEY GENERAL					
JOHN B. MILLER **	73	61	61	51	246
BLANKS	16	13	13	13	55
TOTAL	89	74	74	64	301
SECRETARY OF STATE					
DAVID D'ARCANGELO **	74	60	55	47	236
BLANKS	15	14	19	17	65
TOTAL	89	74	74	64	301
TREASURER					
MICHAEL JAMES HEFFERNAN **	72	61	58	50	241
BLANKS	17	13	16	14	60
TOTAL	89	74	74	64	301
AUDITOR					
PATRICIA S. SAINT AUBIN **	73	60	53	49	235
BLANKS	16	14	21	15	66
TOTAL	89	74	74	64	301
REPRESENTATIVE IN CONGRESS					
ROSEANN L. EHRHARD WOFFORD **	73	59	57	49	238
BLANKS	16	15	17	15	63
TOTAL	89	74	74	64	301
COUNCILLOR					
JENNIE L. CAISSIE **	72	53	52	47	224
BLANKS	17	21	22	17	77
TOTAL	89	74	74	64	301
SENATOR IN GENERAL COURT					
RICHARD M. BASTIEN **	9	-	9	7	25
BLANKS	80	74	65	57	276
TOTAL	89	74	74	64	301

State Primary (continued)

REPUBLICAN PARTY	PREC A	PREC B	PREC C	PREC D	TOTAL
REPRESENTATIVE IN GENERAL COURT					
RICHARD M. BASTIEN	1	-	11	7	19
BLANKS	88	74	63	57	282
TOTAL	89	74	74	64	301
DISTRICT ATTORNEY					
BLANKS	89	74	74	64	301
TOTAL	89	74	74	64	301
REGISTER OF PROBATE					
STEPHANIE K. FATTMAN **	72	61	52	46	231
BLANKS	17	13	22	18	70
TOTAL	89	74	74	64	301



STATE ELECTION – NOVEMBER 4, 2014

	PREC A	PREC B	PREC C	PRE D	TOTAL
SENATOR IN CONGRESS					
EDWARD J. MARKEY	547	474	465	473	1959
BRIAN J. HERR	592	448	556	539	2135
BLANKS	48	33	32	40	153
Write-ins	-	-	-	-	-
TOTAL	1187	955	1053	1052	4247
GOVERNOR / LIEUTENANT GOVERNOR					
BAKER & POLITO	726	561	653	635	2575
COAKLEY & KERRIGAN	398	344	349	347	1438
FALCHUK & JENNINGS	30	25	33	41	129
LIVELY & SAUNDERS	11	10	6	18	45
McCORMICK & POST	8	4	4	5	21
BLANKS	14	11	8	6	39
Write-ins	-	-	-	-	-
TOTAL	1187	955	1053	1052	4247
ATTORNEY GENERAL					
MAURA HEALEY	540	475	469	492	1976
JOHN B. MILLER	603	442	546	513	2104
BLANKS	44	38	38	47	167
Write-ins	-	-	-	-	-
TOTAL	1187	955	1053	1052	4247
SECRETARY OF STATE					
WILLIAM FRANCIS GALVIN	626	532	543	559	2260
DAVID D'ARCANGELO	468	345	419	404	1636
DANIEL L. FACTOR	47	38	48	39	172
BLANKS	46	40	43	50	179
Write-ins	-	-	-	-	-
TOTAL	1187	955	1053	1052	4247
TREASURER					
DEBORAH B. GOLDBERG	459	421	396	404	1680
MICHAEL JAMES HEFFERNAN	612	439	560	537	2148
IAN T. JACKSON	41	34	39	43	157
BLANKS	75	61	58	68	262
Write-ins	-	-	-	-	-
TOTAL	1187	955	1053	1052	4247

AUDITOR

	PREC A	PREC B	PRE C	PRE D	TOTAL
SUZANNE M. BUMP	486	452	437	436	1811
PATRICIA S. SAINT AUBIN	559	403	499	486	1947
MK MERELICE	47	32	44	43	166
BLANKS	95	68	73	87	323
Write-ins	-	-	-	-	-
TOTAL	1187	955	1053	1052	4247

REPRESENTATIVE IN CONGRESS – 1ST

NICOLA S. TSONGAS	588	526	514	536	2164
ROSEANN L. EHRHARD WOFFORD	548	387	501	474	1910
BLANKS	51	42	38	42	173
Write-ins	-	-	-	-	-
TOTAL	1187	955	1053	1052	4247

COUNCILLOR – 7TH DISTRICT

JENNIE L. CAISSIE	851	686	755	712	3004
BLANKS	336	269	298	340	1243
Write-ins	-	-	-	-	-
TOTAL	1187	955	1053	1052	4247

SENATOR IN GENERAL COURT

JENNIFER L. FLANAGAN	625	543	547	569	2284
RICHARD M. BASTIEN	510	374	462	435	1781
BLANKS	52	38	44	48	182
Write-ins	-	-	-	-	-
TOTAL	1187	955	1053	1052	4247

REPRESENTATIVE IN GENERAL COURT

JENNIFER E. BENSON	837	-	718	743	2298
BLANKS	350	-	335	309	994
Write-ins	-	-	-	-	-
TOTAL	1187	-	1053	1052	3292

REPRESENTATIVE IN GENERAL COURT

STEPHEN L. D'NATALE	-	678	-	-	678
BLANKS	-	277	-	-	277
Write-ins	-	-	-	-	-
TOTAL	-	955	-	-	955

DISTRICT ATTORNEY

JOSEPH D. EARLEY, JR.	808	662	689	689	2848
BLANKS	379	293	364	363	1399
Write-ins:	-	-	-	-	-
TOTAL	1187	955	1053	1052	4247

REGISTER OF PROBATE

STEPHEN G. ABRAHAM	467	426	409	408	1710
STEPHANIE K. FATTMAN	630	465	566	563	2224
BLANKS	90	64	78	81	313
Write-ins		-	-	-	-
TOTAL	1187	955	1053	1052	4247

THE 2014 BALLOT QUESTIONS

QUESTION 1: Law Proposed by Initiative Petition
This proposed law would eliminate the requirement that the state's gasoline tax, which was 24 cents per gallon as of September 2013, (1) be adjusted every year by the percentage change in the Consumer Price Index over the preceding year, but (2) not be adjusted below 21.5 cents per gallon.

WHAT YOUR VOTE WILL DO
A YES VOTE would eliminate the requirement that the state's gas tax be adjusted annually based on the Consumer Price Index.
A NO VOTE would make no change in the laws regarding the gas tax.

	PREC A	PREC B	PREC C	PREC D	TOTAL
YES	698	539	635	626	2498
NO	456	395	399	401	1651
BLANKS	33	21	19	25	98
TOTAL	1187	955	1053	1052	4247

QUESTION 2: Law Proposed by Initiative Petition
This proposed law would expand the state's beverage container deposit law, also known as the Bottle Bill, to require deposits on containers for all non-alcoholic non-carbonated drinks in liquid form intended for human consumption, except beverages primarily derived from dairy products, infant formula, and FDA approved medicines. The proposed law would not cover containers made of paper-based biodegradable material and aseptic multi-material packages such as juice boxes or pouches. The proposed law would require the state Secretary of Energy and Environmental Affairs (EEA) to adjust the container deposit amount every five years to reflect (to the nearest whole cent) changes in the consumer price index, but the value could not be set below five cents. The proposed law would increase the minimum handling fee that beverage distributors must pay dealers for each properly returned empty beverage container, which was 21/4 cents as of September 2013, to 31/2 cents. It would also increase the minimum handling fee that bottlers must pay distributors and dealers for each properly returned reusable beverage container, which was 1 cent as of September 2013, to 31/2 cents. The Secretary of EEA would review the fee amounts every five years and make appropriate adjustments to reflect changes in the consumer price index as well as changes in the costs incurred by redemption centers. The proposed law defines a redemption center as any business whose primary purpose is the redemption of beverage containers and that is not ancillary to any other business. The proposed law would direct the Secretary of EEA to issue regulations allowing small dealers to seek exemptions from accepting empty deposit containers. The proposed law would define small dealers as any person or business, including the operator of a vending machine, who sells beverages in beverage containers to consumers, with a contiguous retail space of 3,000 square feet or less, excluding office and stock room space; and fewer than four locations under the same ownership in the Commonwealth. The proposed law would require that the regulations consider at least the health, safety, and convenience of the public, including the distribution of dealers and redemption centers by population or by distance or both. The proposed law would set up a state Clean Environment Fund to receive certain unclaimed container deposits. The Fund would be used, subject to appropriation by the State Legislature, to support programs such as the proper management of solid waste, water resource protection, parkland, urban forestry, air quality and climate protection. The proposed law would allow a dealer, distributor, redemption center or bottler to refuse to accept any beverage container that is not marked as being refundable in Massachusetts. The proposed law would take effect on April 22, 2015.
WHAT YOUR VOTE WILL DO
A YES VOTE would expand the state's beverage container deposit law to require deposits on containers for all non-alcoholic, non-carbonated drinks with certain exceptions, increase the associated handling fees, and make other changes to the law.
A NO VOTE would make no change in the laws regarding beverage container deposits.

	PREC A	PREC B	PREC C	PREC D	TOTAL
YES	208	152	176	198	732
NO	969	792	872	848	3481
BLANKS	10	13	5	6	34
TOTAL	1187	955	1053	1052	4247

QUESTION 3: LAW PROPOSED BY INITIATIVE PETITION

This proposed law would (1) prohibit the Massachusetts Gaming Commission from issuing any license for a casino or other gaming establishment with table games and slot machines, or any license for a gaming establishment with slot machines: (2) prohibit any such casino or slots gaming under any such licenses that the Commission might have issued before the proposed law took effect; and (3) prohibit wagering on the simulcasting of live greyhound races. The proposed law would change the definition of "illegal gaming" under Massachusetts law to include wagering on the simulcasting of live greyhound races, as well as table games and slot machines at Commission-licensed casinos, and slot machines at other Commission-licensed gaming establishments. This law would make those types of gaming subject to existing state laws providing criminal penalties for, or otherwise regulating or prohibiting, activities involving illegal gaming. The proposed law states that if any of its parts were declared invalid, the other parts would stay in effect.

WHAT YOUR VOTE WILL DO

A YES VOTE would prohibit casinos, any gaming establishment with slot machines, and wagering on simulcast greyhound races.

A NO VOTE would make no change in the current laws regarding gaming.

	PREC A	PREC B	PREC C	PREC D	TOTAL
YES	386	280	340	340	1346
NO	785	652	702	698	2837
BLANKS	16	23	11	14	64
TOTAL	1187	955	1053	1052	4247

QUESTION 4: LAW PROPOSED BY INITIATIVE PETITION

This proposed law would entitle employees in Massachusetts to earn and use sick time according to certain conditions. Employees who work for employers having eleven or more employees could earn and use up to 40 hours of paid sick time per calendar year, while employees working for smaller employers could earn and use up to 40 hours of unpaid sick time per calendar year. An employee could use earned sick time if required to miss work in order (1) to care for a physical or mental illness, injury or medical condition affecting the employee or the employee's child, spouse, parent, or parent of a spouse; (2) to attend routine medical appointments of the employee or the employee's child, spouse, parent, or parent of a spouse; or (3) to address the effects of domestic violence on the employee or the employee's dependent child. Employees would earn one hour of sick time for every 30 hours worked, and would begin accruing those hours on the date of hire or on July 1, 2015, whichever is later. Employees could begin to use earned sick time on the 90th day after hire. The proposed law would cover both private and public employers, except that employees of a particular city or town would be covered only if, as required by the state constitution, the proposed law were made applicable by local or state legislative vote or by appropriation of sufficient funds to pay for the benefit. Earned paid sick time would be compensated at the same hourly rate paid to the employee when the sick time is used. Employees could carry over up to 40 hours of unused sick time to the next calendar year, but could not use more than 40 hours in a calendar year. Employers would not have to pay employees for unused sick time at the end of their employment. If an employee missed work for a reason eligible for earned sick time, but agreed with the employer to work the same number of hours or shifts in the same or next pay period, the employee would not have to use earned sick time for the missed time, and the employer would not have to pay for that missed time. Employers would be prohibited from requiring such an employee to work additional hours to make up for missed time, or to find a replacement employee. Employers could require certification of the need for sick time if an employee used sick time for more than 24 consecutively scheduled work hours. Employers could not delay the taking of or payment for earned sick time because they have not received the certification. Employees would have to make a good faith effort to notify the employer in advance if the need for earned sick time is foreseeable. Employers would be prohibited from interfering with or retaliating based on an employee's exercise of earned sick time rights, and from retaliating based on an employee's support of another employee's exercise of such rights. The proposed law would not override employers' obligations under any contract or benefit plan with more generous provisions than those in the proposed law. Employers that have their own policies providing as much paid time off, usable for the same purposes and under the same conditions, as the proposed law would not be required to provide additional paid sick time. The Attorney General would enforce the proposed law, using the same enforcement procedures applicable to other state wage laws, and employees could file suits in court to enforce their earned sick time rights. The Attorney General would have to prepare a multilingual notice regarding the right to earned sick time, and employers would be required to post the notice in a conspicuous location and to provide a copy to employees. The state Executive Office of Health and Human Services, in consultation with the Attorney General, would develop a multilingual outreach

program to inform the public of the availability of earned sick time. The proposed law would take effect on July 1, 2015, and states that if any of its parts were declared invalid, the other parts would stay in effect.
A YES VOTE would entitle employees in Massachusetts to earn and use sick time according to certain conditions.
A NO VOTE would make no change in the laws regarding earned sick time.

	PREC A	PREC B	PREC C	PREC D	TOTAL
YES	581	484	485	504	2054
NO	581	444	555	530	2110
BLANKS	25	27	13	18	83
TOTAL	1187	955	1053	1052	4247

QUESTION 5: THIS QUESTION IS NOT BINDING
Shall the state representative from this district be instructed to vote in favor of a resolution calling upon Congress to propose an amendment to the U.S. Constitution affirming that 1) rights protected under the Constitution are the rights of natural persons only and 2) both Congress and the states may place limits on political contributions and political spending?

	PREC A	PREC B	PREC C	PREC D	TOTAL
YES	-	585	-	-	585
NO	-	221	-	-	221
BLANKS	-	149	-	-	149
TOTAL	-	955	-	-	955

QUESTION 6: THIS QUESTION IS NOT BINDING
Shall the state representative from this district be instructed to vote in favor of legislation that requires all non-hospital facilities performing more than 10 abortions a year to be licensed as “clinics” and to be inspected at least every two years by the Massachusetts Department of Public Health?

	PREC A	PREC B	PREC C	PREC D	TOTAL
YES	-	581	-	-	581
NO	-	242	-	-	242
BLANKS	-	132	-	-	132
TOTAL	-	955	-	-	955

MISCELLANEOUS INFORMATION

MEETING SCHEDULE

Please check the town website for any last minute changes/cancellations.

www.lunenburgma.gov

AGRICULTURAL COMMISSION	3rd Thursday	7:00 PM	Ritter Mem. Bldg.
BOARD OF ASSESSORS	1st Tuesday	5:45 PM	Town Hall
BOARD OF HEALTH	1st Monday	7:00 PM	Ritter Mem. Bldg.
BOARD OF SELECTMEN	Every Tuesday (except last)	7:00 PM	Town Hall
BOARD OF ZONING APPEALS	2nd & 4th Wed.	7:00 PM	Town Hall
CAPITAL PLANNING COMM.	As needed	Varies	Town Hall
CEMETERY COMMISSION	2nd Wednesday (except July/Aug)	8:30 AM	DPW 520 Chase Rd.
CONSERVATION COMMISSION	1st & 3rd Wed.	7:00 PM	Ritter Mem. Bldg.
COUNCIL ON AGING	2nd Tuesday	10:30 AM	Eagle House Sr.Ctr.
FINANCE COMMITTEE	2nd & 4th Thurs.	7:00 PM	Town Hall
GREEN COMMUNITY TASK FORCE	As Needed	6:00 PM	Public Library
HISTORICAL COMMISSION	1st Tuesday (except July/Aug)	6:30 PM	Ritter Mem. Bldg.
HOUSING AUTHORITY	3rd Thursday	6:30 PM	131 White St.Office
LIBRARY TRUSTEES	3rd Thursday (except July/Aug)	6:45 PM	Public Library
PERSONNEL BOARD	1st Thursday	6:30 PM	Public Library
PLANNING BOARD	2nd & 4th Monda	6:30 PM	Town Hall
PUBLIC ACCESS CABLE COMM. (PACC)	2nd Monday	6:00 PM	T.C.Passios School Room 11
PUBLIC EMPLOYEE COMM.	Wed. as needed		Public Library
SCHOOL COMMITTEE	1st Wed.	7:00 PM	Town Hall
	3rd Wed.	7:00 PM	T.C. Passios School
SEWER COMMISSION	2nd Tuesday	7:00 PM	DPW 520 Chase Rd.
	Last Tuesday	7:00 PM	Town Hall

CALENDAR 2014 WAGES								
ADAMOWICZ	JOSEPH	23,924.63	SCHOOL		BERTHIAUME	RONALD	5,819.89	SCHOOL
ADAMS	CHAD	85,460.22	SCHOOL		BERTRAM	PAULA	100.00	SELECTMEN
AHEARN	SUSAN	11,689.03	SCHOOL		BERTRAND	WENDY	105.00	SCHOOL
ALARIO	JUDITH	4,510.80	COA		BETTI	LINDA	549.10	SCHOOL
ALCOTT	KIERSTEN	6,149.54	SCHOOL		BEVERLY	ANNE	1,072.28	SCHOOL
ALLAWAY	KAREN	1,380.00	SCHOOL		BICCHIERI	MOLLY	2,418.08	SCHOOL
ALONZO	TOM	100.00	SELECTMEN		BIENVENU	NICOLE	58,310.45	SCHOOL
ALTUCHER	SANDY	23,992.20	LIBRARY		BIERY	JEANETTE	22,698.71	SCHOOL
ALVERSON HILLMAN	KAY	65,039.64	SCHOOL		BIERY	JENNIFER	58,753.98	SCHOOL
AMBLO	DAVID	3,186.00	SCHOOL		BILOTTA	SHEILA	73,367.97	SCHOOL
ANDERSON	RUTH	7,793.84	TOWN CLERK		BINGHAM	GREGORY	60,922.56	CEMETERY
ANDERSON	FAITH	14,131.84	COA		BISHOP	RICHARD	3,856.53	FIRE
ANDERSON	ABIGAIL	4,231.25	SCHOOL		BLAISDELL	ELAINE	103,242.59	SCHOOL
ANTHONY	KRISTIN	64,718.91	SCHOOL		BLANCHETTE	ERIN	64,250.92	SCHOOL
ARCHAMBAULT	STEVEN	83,106.58	SCHOOL		BLAUSER	THERYN	4,188.02	VET SERV
ARCIPRETE	KELLY	15,037.26	SCHOOL		BOGGIO	MARJORIE	42,643.31	PLANNING
ARCIPRETE	OLIVIA	530.76	SCHOOL		BONCI	CHRISTINE	120.00	SCHOOL
ARCIPRETE	CARRIE	12,279.18	SCHOOL		BOONE	STEVEN	90,795.78	SCHOOL
ARCIPRETE	SAMUEL	2,320.00	SCHOOL		BORNEMAN	PENNEY	20,534.30	SCHOOL
ARO	DEBRA	33,044.42	SCHOOL		BORRESON	SHERRI	78,536.25	SCHOOL
ARSENAULT	BETH	61,695.23	SCHOOL		BOUCHER	LYNN	1,584.00	SCHOOL
AUBE	SAMANTHA	210.00	SCHOOL		BOYLE	JASON	4,621.27	FIRE
AYLES	ROBERT	36,716.53	POLICE		BRAMAN	KAROLYN	10,779.15	SCHOOL
BABINEAU	WILLIAM	26,761.89	SCHOOL		BRAND	HARRISON	2,682.19	SCHOOL
BADRAN	HANANE	1,013.88	SCHOOL		BRANHAM	JOSHUA	36,891.60	SCHOOL
BALBONI	MARABETH	7,240.33	LIBRARY		BRAZELL	JOANNE	7,769.05	COA
BALBONI	JOSEPH	6,677.71	SCHOOL		BREAULT	JIMMY	67,101.21	DPW
BARBIER	VICTORIA	83,355.82	SCHOOL		BRITT	ROBERT	11,351.67	SCHOOL
BARNEY	SUZANNE	32,314.00	SCHOOL		BROC	JONATHAN	96,218.53	POLICE
BARNEY	STANLEY	32,578.65	POLICE		BROCHU	KAREN	73,465.20	ACCT
BARNEY	PATRICK	184.72	POLICE		BRODEN	LAURENE	22,443.81	SCHOOL
BARON	ALPHONSE	3,829.29	POLICE		BRODEN	JAMES	70.00	SCHOOL
BARONE	JUDITH	24,892.22	SCHOOL		BROUILLETTE	MARIANNE	608.05	SCHOOL
BARRY	JASMINE	801.60	SCHOOL		BURNEY	ADAM	21,168.55	PLANNING
BASILE	ASHLEY	1,626.40	SCHOOL		BURROUGHS	ERINANNE	91,925.74	SCHOOL
BASQUE	MEGHAN	2,106.74	SCHOOL		BURROUGHS	DAVID	5,148.74	SCHOOL
BASSETT	KRISTINE	73,978.61	SCHOOL		BURSCH	MARK	12,455.08	FIRE
BEARDMORE	JESSICA	83,844.58	SCHOOL		BURSEY	ERIC	1,614.56	FIRE
BEAUDOIN	ANNE	1,111.88	SCHOOL		BUSWELL	MICHAEL	28,953.22	SCHOOL
BEAUVAIS	VERNON	609.83	POLICE		BUTLER	VIVIAN	26,102.01	SCHOOL
BEDDIA	SUSAN	5,657.86	SCHOOL		BYRNE	MICHAEL	6,150.26	FIRE
BELAIR	DANA	82,101.52	SCHOOL		BYRNE	COLLEEN	6,503.04	SCHOOL
BELOIN	GERALD	11,474.85	COA		CAIOZZO	MICAELA	140.00	SCHOOL
BENOIT	MATTHEW	6,984.15	FIRE		CALMES	LOXI JO	138,724.89	SCHOOL
BENSON	MARION	12,367.56	PLANNING		CAMERON	CATHERINE	1,754.41	SCHOOL
BERNATCHEZ	SETH	242.73	FIRE		CAMERON	DONNA	18,716.55	SCHOOL

CALENDAR 2014 WAGES								
CAMPBELL	BENJAMIN	8,298.34	POLICE		DAVIS	MARY JEAN	23,798.38	SCHOOL
CANTATORE	ANDREW	62,035.73	SCHOOL		DAVULIS	NATALIE	78,542.28	SCHOOL
CARDONE	JOSEPH	4,206.26	FIRE		DAWSON	DAVID	36,691.08	SCHOOL
CARLSON	STELLA	15,555.14	SCHOOL		DEBETTENCOURT	CAROL	17,041.93	SCHOOL
CARON	DARLENE	22,347.27	SCHOOL		DEBETTENCOURT	TIMOTHY	46,310.35	SCHOOL
CARPENTER BOWEN	MONA	10,637.70	SCHOOL		DEE	MATTHEW	5,777.34	SCHOOL
CARRIER	LINDA	51,095.17	POLICE		DEFELICE	CHRISTINE	78,542.28	SCHOOL
CARRIER	JANICE	31,869.62	CONSERV		DEFREITAS	DAWN	48,074.01	SCHOOL
CAVAIOLI	SUSAN	83,736.18	SCHOOL		DEFREITAS	NATALIE	473.76	SCHOOL
CELONA	DANIELLE	73,080.28	SCHOOL		DELIBERTIS	LISA	360.00	SCHOOL
CHAMPAGNE	HEIDI	85,460.23	SCHOOL		DEMING	JOANNE	71,907.22	SCHOOL
CHAMPAGNE	SAVANNA	5,783.63	SCHOOL		DEMING	CHARLES	25,565.63	POLICE
CHAPDELAINE	NANCY	78,666.25	SCHOOL		DENNY-BROWN	JOHN	3,132.79	SCHOOL
CHAPDELAINE	NICOLE	407.12	SCHOOL		DESLAURIERS	KIM	1,385.30	SCHOOL
CHARPENTIER	SUSAN	19,951.90	SCHOOL		DIAMANTOPOULOS	DALE	52,460.94	SCHOOL
CHARTRAND	JANE	3,000.00	SCHOOL		DIAMANTOPOULOS	SUSAN	74,230.32	SCHOOL
CHAVARRIA	ALEXANDRA	5,427.10	SCHOOL		DICONZA	ROBERT	60,641.78	POLICE
CHEESMAN	MARTHA	51,780.00	SCHOOL		DIK	GREGORY	14,884.84	FIRE
CHEESMAN	ETHAN	2,285.00	SCHOOL		DIKE	JEFFREY	2,239.55	LIBRARY
CLARKE	EMILY	20,807.70	SCHOOL		DILLON	SCOTT	79,114.04	FIRE
CLOUTIER	ALEXANDER	411.50	FIRE		DILLON	JOSEPH	2,000.00	SCHOOL
COHEN	RICHARD	55,935.79	SCHOOL		DIPERRI	NATHAN	62,789.67	SCHOOL
COLLETTE	LINDA	78,342.02	SCHOOL		DOHERTY	SUSAN	40,771.70	COA
COMEAU	KATHLEEN	12,180.00	ANIMAL CTRL		DOUGLAS	LINDA	48,805.31	SELECTMEN
COMEAU	ROBBY	5,790.06	SCHOOL		DOWD	COREY	21,034.16	DPW
CONNERY	SEAN	96,298.55	POLICE		DOWNEY	SUSAN	4,372.33	SCHOOL
CONNERY	RHONDA	85,239.58	SCHOOL		DOWNEY	TIMOTHY	2,915.91	FIRE
CONRY	JOSEPH	1,567.02	SCHOOL		DRAKE	JULIE	14,011.92	SCHOOL
COONEY	TINA	38,295.53	SCHOOL		DUFOUR	DONNA	51,014.22	SCHOOL
COONEY	RYAN	2,738.09	SCHOOL		DUGAS	KIMBERLY	2,484.00	SCHOOL
COONEY	SEAN	5,761.46	SCHOOL		DUMONT	NICHOLETTE	47,282.68	SCHOOL
COOPER	KERRY	55,762.65	SCHOOL		DUPONT	PATRICIA	46,142.37	LIBRARY
CORDEIRO	KATHLEEN	524.34	SCHOOL		DUQUETTE	DONNA LEE	70.00	SCHOOL
CORMIER	MEREDITH	84,353.61	SCHOOL		DUQUETTE	PAUL	5,954.93	FIRE
COURNOYER	JEFFREY	76,401.71	SCHOOL		DUSEK	JAYNE	47,334.06	SCHOOL
COURTEMANCHE	MARIA	83,316.58	SCHOOL		EBERSOLE	ROBERT	100.00	SELECTMEN
COURTEMANCHE	MICHAEL	85,849.68	SCHOOL		ECONOMO	JON	4,438.00	SCHOOL
COURTEMANCHE	CLAIRE	353.09	SCHOOL		ELKINS	ERIN	2,040.00	SCHOOL
COYLE	ANNE ROSE	5,132.70	SCHOOL		ELLERT	LUCINDA	9,387.00	SCHOOL
CRAIGEN	SHEILA	18,863.30	ASSESSORS		EPSTEIN	MALLORY	619.19	SCHOOL
CROMWICK	KRISTEN	5,457.50	SCHOOL		ESPOSITO	CLAUDETTE	2,772.55	SCHOOL
CROWLEY	MAUREEN	419.19	FIRE		EWEN	SHERYL	10,729.93	SCHOOL
CULLINANE	STEPHEN	7,640.00	WGHTS MEAS		FARLEY	MONICA	984.64	SCHOOL
CURLEY	SANDRA	85,779.56	SCHOOL		FAVREAU	JACQUELYN	31,137.52	SCHOOL
CURLEY	SARAH	938.56	SCHOOL		FEMINO COTE	GINA	66,557.94	SCHOOL

CALENDAR 2014 WAGES								
DACOSTA	ROBERT	18,949.64	POLICE		FINCH	CAROLYN	62,077.35	SCHOOL
FINNEGAN	SUSAN	1,288.96	SCHOOL		HAWKINS	JAMIE	1,522.88	FIRE
FLAGG	AUSTIN	6,327.15	FIRE		HAYES	OLIVIA	848.68	SCHOOL
FLYNN	SHERRIE	76,036.61	SCHOOL		HEBERT	JACK	158,459.42	POLICE
FORD	MARIBETH	85,956.93	SCHOOL		HENRY	NANCY	5,735.00	SCHOOL
FORD	CARRIE	69,897.23	SCHOOL		HERGET	ALAN	1,031.44	FIRE
FOREST	NANCY	43,953.84	ACCT		HERRICK	KATHRYN	46,756.82	TOWN CLERK
FORTIER	JENNIFER	480.00	SCHOOL		HILL	ROBERT	88,100.93	SCHOOL
FOYLE	MARY	74,974.15	SCHOOL		HIPPLER	MELISSA	4,445.64	FIRE
FRANK	JESSICA	70.00	SCHOOL		HIRSCH	KRISTEN	6,579.31	FIRE
FRATTURELLI	MICHAEL	2,252.00	SCHOOL		HITCHCOCK	DEBRA	15,255.61	SCHOOL
FREEMAN	SHERRI	12,596.59	LIBRARY		HOLMAN	EILEEN	1,916.82	SCHOOL
FRIEDMAN	MITCHEL	73,945.35	SCHOOL		HOLMAN	MARK	4,144.83	DPW
GALLANT	MARY	4,619.85	SCHOOL		HOWARD	RICHARD	433.12	FIRE
GALLOWAY	HELEN	49,464.41	SCHOOL		HUDSON	SAMANTHA	2,768.27	POLICE
GAMBERDELLA	CARL	3,278.74	FIRE		HUDSON	ALEXANDER	280.00	SCHOOL
GAMMEL	THOMAS	93,125.62	POLICE		HUGHES	CHARRY	490.00	SCHOOL
GEARIN	DAWN	81,483.28	SCHOOL		HUNT	CAROL	1,958.11	SCHOOL
GENDRON	JAMES	53,293.82	DPW		HURWITZ	DANA	6,698.06	SCHOOL
GIULIANI	KARYN	73,978.61	SCHOOL		HUTCHINSON	SHEA	653.91	SCHOOL
GLENNY	MATTHEW	27,488.30	FIRE		HYATT	PETER	5,298.62	FIRE
GLOW	MELISSA	1,493.50	SCHOOL		HYATT	KATHLEEN	1,141.81	SCHOOL
GODFREY	WALTER	8,262.30	POLICE		IVALDI	HILLARY	1,173.14	SCHOOL
GOULD	DANIEL	1,227.92	POLICE		JENKINS	CANDACE	3,402.86	SCHOOL
GRAY	JACKLYN	675.48	SCHOOL		JOHNSON	LIZABETH	26,122.53	SCHOOL
GREBINAR	DAWN	60,941.67	SCHOOL		JONES	KENNETH	86,122.37	FIRE
GREEN	TERRI	22,206.38	SCHOOL		JONES	KIMBERLY	56,372.82	SCHOOL
GREENE	FRANKLIN	3,511.00	SCHOOL		JONES	AMY	19,951.90	SCHOOL
GREENOUGH	SUSAN	14,017.93	SCHOOL		JUMPER	KERRY	98.70	SCHOOL
GRUNDITZ	PAUL	23,421.13	POLICE		JUNKER	PAULA	1,816.00	SCHOOL
GRUNDITZ	SHERYL	1,015.93	SCHOOL		KARIS	NANCY	53,086.94	SCHOOL
GUINARD	ROBERT	39,800.18	DPW		KEEFER	CATHERINE	3,744.00	PARK
GUTZLER	MICHAEL	14,376.80	SCHOOL		KEEGAN	ANNA	86,582.59	SCHOOL
HAKEY	PATRICK	11,188.90	FIRE		KEEGAN	SAMUEL	2,016.00	SCHOOL
HAKEY	KATHLEEN	140.00	SCHOOL		KEEGAN	WILLIAM	210.00	SCHOOL
HALEY	JUDY	24,273.53	SCHOOL		KEIRSTEAD	BRIANNA	2,344.39	SCHOOL
HALL	DEBRA	7,937.30	SCHOOL		KELLEY	JERIANNE	27,127.02	SCHOOL
HALL	ELISABETH	4,093.32	SCHOOL		KELLY	ANNETTE	4,199.91	SCHOOL
HALLIGAN	LINDA	6,345.36	SCHOOL		KELLY	CAROL	238.40	SCHOOL
HAMILTON	JAMES	286.20	FIRE		KEMP	KAREN	48,148.56	LIBRARY
HANNIGAN	MICHAEL	72,482.38	SCHOOL		KENNEY	SARA	83,316.58	SCHOOL
HANSCOM	JULIANNA	113,469.35	SCHOOL		KERSEY	EVAN	1,750.13	SCHOOL
HARDY	ERICA	33,945.82	SCHOOL		KILCOMMINS	PATRICIA	19,260.41	SCHOOL
HARGREAVES	HOWARD	2,358.34	SCHOOL		KIMBALL	SHARON	86,370.93	SCHOOL
HARRINGTON	AMY	18,898.70	SCHOOL		KLAFT	LYNNE	25,254.40	TOWN CLERK

CALENDAR 2014 WAGES								
HARRIS	WILLIAM	4,410.17	SCHOOL		KLEIN	KRISTOPHER	868.14	FIRE
HART	KATRINA	1,463.56	POLICE		KOZIOL	JOSHUA	70,138.36	SCHOOL
KOZLOSKI	SKYLER	1,096.61	FIRE		MARABELLO	SUSAN	6,139.50	SCHOOL
KRAFVE	RICHARD	52,050.46	SCHOOL		MARABELLO	LYNN	45,521.10	SCHOOL
KROMER	NICOLE	82,501.57	SCHOOL		MARABELLO	DOMINIC	341.88	SCHOOL
KULIG	LOUISE	618.26	SCHOOL		MARABELLO	NATALIE	1,938.49	SCHOOL
KYAJOHNIAN	STEVEN	82,512.61	SCHOOL		MARINO	JAMES	108,425.74	POLICE
LACHANCE	CLAUDETTE	16,378.99	SCHOOL		MARSHALL	JANET	90,789.24	SCHOOL
LACHANCE	JACOB	5,129.40	POLICE		MARSHALL	SARAH	123.92	SCHOOL
LANDI	MARY	7,892.41	SCHOOL		MARTIN	MARIE	14,110.63	SCHOOL
LASERTE	SANDRA	91,153.59	SCHOOL		MARTIN	HAILEE	47,838.68	SCHOOL
LAVOIE	DONNA	24,278.79	SCHOOL		MARTIN	KEVIN	5,543.11	FIRE
LEFEBVRE	BARBARA	52,688.12	SEWER		MASSAK	JOHN	24,654.23	FIRE
LEGER	CHRISTIN	11,605.39	SCHOOL		MATHIEU	JOSHUA	103,357.68	POLICE
LEKADITIS	CHRISTOS	9,143.93	FIRE		MATSON	PAULA	1,190.00	SCHOOL
LEKADITIS	PETER	85,530.33	POLICE		MATTHEWS	DAVID	87.50	SELECTMEN
LEROUX	JENNIFER	525.00	SCHOOL		MCBRIDE	SHIRLEY	2,703.71	TOWN CLERK
LETARTE	DONALD	63,588.88	POLICE		MCCAIE	SHELLEY	56,575.68	TREASURER
LETENDRE	CHARLOTTE	66,557.94	SCHOOL		MCCARRON	KATHLEEN	32,920.24	LIBRARY
LITTLEPAGE	KRISTIN	240.00	SCHOOL		MCCARTHY-GUILLETTE	PATRICIA	20,021.00	SCHOOL
LIVELY	BRIANNA	49,574.31	SCHOOL		MCCAULIFF	PETER	98,669.28	SCHOOL
LIZEK	MAURA	77,042.57	SCHOOL		MCCLUSKEY	FRANCES	47,917.73	SCHOOL
LIZOTTE	STEPHANIE	67,608.38	SCHOOL		MCCOLL	PATRICIA	22,354.06	SCHOOL
LONDA	JOHN	76,789.14	SCHOOL		MCCORMACK	THOMAS	472.16	FIRE
LONDA	JOANNE	83,316.58	SCHOOL		MCCULLAH	SHARON	88,102.03	SCHOOL
LORDAN	MEGAN	1,212.40	SCHOOL		MCCULLAH	LISA	64,425.02	SCHOOL
LORENZEN	NADINE	23,441.83	SCHOOL		MCGRATH	ROBERT	88,573.79	SCHOOL
LOWE	CHARLES	78.20	FIRE		MCGUIGAN	JAMES	10,338.25	COA
LUCK	PHYLLIS	12.50	SELECTMEN		MCGUIRE	KATHLEEN	240.00	SCHOOL
LUESCHER	CAROLYNN	1,233.75	SCHOOL		MCGUIRE	BENJAMIN	804.41	SCHOOL
LURIA	PAUL	3,690.00	SCHOOL		MCGUIRK	JOHN	9,009.40	SCHOOL
LUSSIER	HEATHER	7,342.89	SCHOOL		MCGUIRL	DAWN	15,197.33	SCHOOL
LUTH	MICHAEL	105,459.49	POLICE		MCGUIRL	BRITTANY	48,306.10	SCHOOL
LYONS	JAIME	75,826.61	SCHOOL		MCKENNA	SHAWN	9,773.47	FIRE
LYONS	JASON	48,607.03	DPW		MCLAUGHLIN	JOANN	28,848.20	PACC
MACDOUGALL	LORRAINE	71,697.22	SCHOOL		MCMURRAY	PHILIP	76,470.26	SCHOOL
MACKAY	KRISTIN	89,006.49	SCHOOL		MCNAMARA	KAREN	42,495.39	SCHOOL
MACLEAN	ROSEMARY	388.28	SCHOOL		MCNAMARA	BRADLEY	74,231.36	POLICE
MACUGA	TIMOTHY	51,042.31	SCHOOL		MEGAN	LEAH	39,834.02	SCHOOL
MADRIGAL	MARY	20,837.14	SCHOOL		MELNICKI	LISA	53,693.90	POLICE
MAILLET	LISA	7,109.63	SCHOOL		MILLER	JENNIFER	56,114.74	SCHOOL
MAILLET	JAMES	1,600.00	BLDG DEPT		MILLETT	JAMIE	19,239.60	SCHOOL
MAJOR	LYNN	88,464.93	SCHOOL		MITCHELL	LISA	861.33	SCHOOL
MAJOR	RYAN	1,672.65	FIRE		MOBLEY	CYNTHIA	14,012.40	SCHOOL
MALANDRINOS	STEPHEN	73,110.24	TECHNOLOGY		MOBLEY	MELANIE	77,617.57	SCHOOL

CALENDAR 2014 WAGES								
MALATOS	RHONDA	80,161.78	SCHOOL		MOLA	MONIQUE	14,003.91	SCHOOL
MALLARI	MYLEEN Y	42,694.76	TREASURER		MONIZ	HALEY	1,030.54	SCHOOL
MANTINO	RAQUEL	2,871.27	SCHOOL		MOODIE	JUDITH	56,477.81	SCHOOL
MOORE	AMANDA	40,558.08	DPW		PRINCE SMITH	DEBORAH	47,946.78	SCHOOL
MOORE	MARTHA	64,412.72	LIBRARY		PROCTOR	PEGGY	85,239.68	SCHOOL
MOORE	ALEXANDER	6,415.63	SCHOOL		PROCTOR	JEAN	210.00	SCHOOL
MORREALE	JOHN	12,884.71	POLICE		PROGIN	JOSEPH	69,526.59	DPW
MORREALE	JOHN	632.18	BLDG DEPT		PUNALES-SANTIAGO	JIMENA	16,671.90	SCHOOL
MORSE	HEATHER	15,514.24	SCHOOL		QUEEN	ANNETTE	35,348.62	SCHOOL
MUHNISKY	ANTHONY	3,392.00	SCHOOL		RABOIN	AMY	61,836.23	SCHOOL
MULHERIN	MOLLY	37,528.07	SCHOOL		RADFORD	LYNN	76,640.71	SCHOOL
MURPHY	AUDUR	71,900.19	SCHOOL		RAFFAELE	AMY	7,102.46	SCHOOL
MURRAY	NANCY	64,973.92	SCHOOL		RAGER	JOSEPH	971.25	LIBRARY
NANO	KIIRSTI	1,744.27	SCHOOL		RAINEY	DEBORAH	800.00	SCHOOL
NASS	GENEVIEVE	71,266.15	SCHOOL		RAMONDELLI	JACALYN	231.63	SCHOOL
NELSON	CHERYL	78,889.97	SCHOOL		RASH	KAREN	89,868.89	SCHOOL
NEWELL	JOAN	19,943.77	SCHOOL		REARDON	SUSAN	78,542.28	SCHOOL
NEWELL	ERIKA	32.70	SCHOOL		REILLY	ASHLEY	147.56	SCHOOL
NOBLE	DOREEN	55,657.12	COA		REYNOLDS	IAN	14,165.94	FIRE
NOLL	MATTHEW	5,346.88	SCHOOL		REYNOLDS	JAMES	8,065.87	FIRE
NORMANDIN	TIMOTHY	86,713.82	SCHOOL		RICCI	JAMES	93,429.68	FIRE
NORMANDIN	LISA	46,785.46	BLDG DEPT		RICHARD	SUSAN	934.20	SCHOOL
O'BRIEN	DEVEN	55,421.24	POLICE		RILEY	DIANE	977.36	SCHOOL
O'CONNOR	ANNE	816.00	SCHOOL		ROANE	HANNAH	623.52	SCHOOL
OGILVIE	HAROLD	16,671.91	SCHOOL		ROBDAU	HOLLY	360.00	SCHOOL
OKERMAN	GAIL	65,879.04	SCHOOL		ROBERTS	MICHAEL	55,228.17	DPW
OKSANISH	ELENA	58,575.85	SCHOOL		ROBERTS	CHRISTINA	29,317.28	TAX COLLECTOR
OUELLETTE	TARA	120.00	SCHOOL		ROBILLARD	KAYLA	3,600.00	SCHOOL
PALMA	CHRISTA	66,317.94	SCHOOL		ROBINSON	KATE	2,400.00	SCHOOL
PAPADOPOULOS	LINDA	79,397.28	SCHOOL		ROBUCCIO	ROBERT	3,890.00	SCHOOL
PAPIA	ALYSSA	979.88	SCHOOL		RODER	KERRY LYNNE	21,983.01	SCHOOL
PAQUETTE	LOUISE	39,741.83	ASSESSORS		RODRICK	MEGAN	4,441.88	SCHOOL
PATON	TIMOTHY	2,737.98	FIRE		RODRIQUENZ	JOHN	90,293.93	DPW
PERREAULT	MICHAEL	2,075.00	SCHOOL		ROSANCRANS	CYNTHIA	56,353.05	SCHOOL
PERRY	TAMMY	47,507.81	SCHOOL		ROY	ROBERT	60,244.34	SCHOOL
PETERSEN	ELIZABETH	43,302.86	SCHOOL		ROY	LORI	1,795.78	FIRE
PETERSEN	MICHELLE	39,961.42	SCHOOL		ROY	SEAN	1,524.14	FIRE
PETERSON	AMANDA	260.59	FIRE		ROYAK VOLTURO	CARLA	5,400.00	SCHOOL
PHATTHAMMACHACK	ERIC	1,914.00	SCHOOL		RUCKER	SARAH	9,132.82	SCHOOL
PICHNARCIK	PATRICIA	25,891.54	SCHOOL		RUDY	LAURA	1,647.67	SCHOOL
PIERCE	JUDITH	27,304.00	SCHOOL		SABATINI	SARAH	80,343.93	SCHOOL
PINGSTERHAUS	CRAIG	63,308.73	SCHOOL		SALAS	JULIENNE	2,289.75	POLICE
POIRIER	MARC	2,184.00	SCHOOL		SAMPSON	CHARLES	4,228.21	FIRE
POIRIER	JO-ANNE	1,651.49	SCHOOL		SAMPSON	GERALDINE	49,613.82	SCHOOL
PORPORA	MARGARET	74,835.21	SCHOOL		SANDERS	BRIAN	40,004.86	SCHOOL

CALENDAR 2014 WAGES								
POULIOT	MELANIE	69,650.11	SCHOOL		SANFORD	DEBRA	4,719.45	SCHOOL
POWERS	JANE	1,585.00	SCHOOL		SANTRY	TIMOTHY	99,778.51	SCHOOL
POWERS	AMI	947.18	SCHOOL		SAUVAGEAU	MICHAEL	70,772.36	BLDG DEPT
PRATT	HEATHER	2,567.00	SCHOOL		SAUVAGEAU	KRISTEN	2,562.83	SCHOOL
SAVEN	SUZANNE	78,957.66	SCHOOL		TOALE	JAMES	100.00	SELECTMEN
SCHNEPF	ANDREA	31,841.54	BD HEALTH		TOCCI	JOSHUA	83,949.16	POLICE
SCORSE	SHELBY	3,863.93	LIBRARY		TOUSIGNANT	KARMA	88,241.18	SCHOOL
SCOTT	ANNIKA	63,042.95	SCHOOL		TOUSIGNANT	DIANNE	2,520.00	SCHOOL
SHARKEY	JAMES	24,162.61	WIRING		TRUAX	ROBERT	89,837.17	SCHOOL
SHEA	JAMIESON	2,947.94	FIRE		TSIAKALOS	ELENI	15,680.10	SCHOOL
SHEASGREEN	TIMOTHY	90,789.24	SCHOOL		ULF	MARY	23,599.56	SCHOOL
SHEEHY	SANDRA	21,659.59	SCHOOL		ULF	KELLY	70.00	SCHOOL
SHIELDS	DEBORAH	13,576.92	LIBRARY		VACARELO	RICHARD	2,692.00	SCHOOL
SHORT	ERIC	91,806.03	SCHOOL		VAILLANCOURT	JAMES	41,672.82	SCHOOL
SICARD	AMY	277.96	SCHOOL		VALACER	SARAH	4,615.24	SCHOOL
SICILIANO	PATRICIA	28,703.18	SCHOOL		VALLEE	PAMELA	87,995.82	SCHOOL
SIELING	MARY	73,978.61	SCHOOL		VINCENT	GRADY	1,552.65	SCHOOL
SIMEONE	ELIZABETH	1,504.00	PARK		WAGNER	DARLENE	9,801.44	SCHOOL
SMITH	KAREN	14,486.38	SCHOOL		WAGNER	KERRY	1,505.00	SCHOOL
SMITH	GREGORY	54,192.20	DPW		WALKER	KIT	46,249.99	DPW
SMITH	ALEXANDER	18,354.11	SCHOOL		WALSH	MARION	300.00	SCHOOL
SMITH	QUINN	56,922.06	POLICE		WARDWELL	CARYN	77,049.11	SCHOOL
SNAPE	KIRSTEN	14,625.75	SCHOOL		WARREN	ROBIN	73,978.61	SCHOOL
SOBECKY	NINA	3,839.54	SCHOOL		WASSO PUKAITE	ALEXIS	79,322.57	SCHOOL
SODANO	JOHN	1,050.00	SCHOOL		WATERMAN	KELLY	27,815.07	SCHOOL
SPADAFINO	BRIAN	103,592.15	SCHOOL		WATSON	ELSA	1,456.56	COA
SPARE	MICHAEL	6,582.00	SCHOOL		WEISMAN	MARY ANN	43,735.58	SCHOOL
SPARKS	JUSTIN	67,407.14	SCHOOL		WELLER	KAREN	49,558.20	FIRE
SPEIDEL	KERRY	134,136.64	TOWN MANAGER		WHIPPLE	VICTORIA	57,005.89	SCHOOL
SPRING	JULIE	1,560.00	SCHOOL		WHITAKER	MARY	69,766.48	SCHOOL
SPURIA	LESLIE	30,448.97	SCHOOL		WHITE	RUSS	1,295.00	SCHOOL
ST JEAN	MARC	41,079.65	SCHOOL		WIITA	MARLENE	26,408.40	SCHOOL
STATELER	TINA	19,096.92	SCHOOL		WILLIAMS	GARY	11,248.00	PLUMB/GAS
STEELE	DARLENE	7,509.38	SCHOOL		WILSON	THOMAS	14,339.48	FIRE
STERN	LAURA	7,920.26	SCHOOL		WITHAM	HEATHER	74,328.61	SCHOOL
STEVENSON	WARREN	75,128.03	SCHOOL		WITHERS	MICHELLE	81,032.74	SCHOOL
STEWART	MARGARET	28,659.11	ACCT		WYLD	LAURA	22,090.80	SCHOOL
STONE	LISA	87,730.20	SCHOOL		XARRAS	LAURIE	27,316.33	SCHOOL
STONE	THOMAS	1,475.00	SCHOOL		YOUNG	MARY	63,150.57	SCHOOL
SULLIVAN	PATRICK	92,626.15	FIRE		YOURK	TAMARA	74,717.61	SCHOOL
SULLIVAN	MARTHA	84,593.58	SCHOOL		ZAYKA	CATHERINE	76,262.57	SCHOOL
SWENSON	CAROL	120.00	SCHOOL		ZIVOJINOVIC	DEBRA	74,778.61	SCHOOL
SWIECICKI	RUTH	2,162.93	COA		ZRATE	SEAN	87,357.20	POLICE
SWIFT	CHARLES	48,204.09	SCHOOL					
SZOCIK	ROBERT	5,486.52	FIRE					

SZOCIK	SHEILA	30,608.52	SCHOOL
SZOCIK	KELLY	4,434.62	FIRE
TATRO	JEANNE	4,422.00	COA
THEBEAU	CARISSA	466.36	SCHOOL
THIBODEAU	JEFFREY	101,215.01	POLICE

TOWN OFFICE/DEPT.	HOURS	PHONE #
(Please check the town website www.lunenburgma.gov for any other services/changes.)		
ASSESSORS OFFICE	M & W 8 AM - 4 PM	978-582-4145
	T & TH 8 AM - 6 PM	
BOARD OF HEALTH	M & W 8 AM - 3 PM	978-582-4146 x430
	T 8 AM - 6 PM	
BOARD OF SELECTMEN	M & W 8 AM - 4 PM	978-582-4144
(LICENSING AUTHORITY)	T & TH 8 AM - 6 PM	
BUILDING DEPT.	M & W 8 AM - 4 PM	978-582-4146
	T & TH 8 AM - 6 PM	
CEMETERY DEPT.	SEE DPW HOURS	978-582-4160
CONSERVATION COMMISSION	M - TH 8 AM - 3 PM	978-582-4146 x 431
AGENT HOURS	TUES. 4 - 6 PM	
COUNCIL ON AGING	M - TH 8 AM - 4 PM	978-582-4166
DEPT OF PUBLIC WORKS	M - F 7 AM - 3 PM	978-582-4160
ELECTRICAL INSPECTOR	BY APPOINTMENT	978-582-7448
LIBRARY	M - TH 10 AM - 8 PM	
	SAT 10 AM - 2 PM	978-582-4140
PLANNING BOARD	M & W 8 AM - 4 PM	978-582-4147 x 5
	T & TH 8 AM - 6 PM	
PLUMBING/GAS INSPECTOR	BY APPOINTMENT	978-265-6540
SEWER COMMISSION	M - F 7 AM - 3 PM	978-582-4160
TOWN CLERK	M & W 8 AM - 4 PM	978-582-4130/4131
	T & TH 8 AM - 1 PM; 3 - 6 PM	
TOWN MANAGER	M & W 8 AM - 4 PM	978-582-4144
	T & TH 8 AM - 6 PM	
TREASURER/COLLECTOR	M & W 8 AM - 4 PM	978-582-4133
	T & TH 8 AM - 6 PM	
ZONING BOARD OF APPEALS	M & W 8 AM - 4 PM	978-582-4146
	T & TH 8 AM - 6 PM	